

Silicon PNP Power Transistor

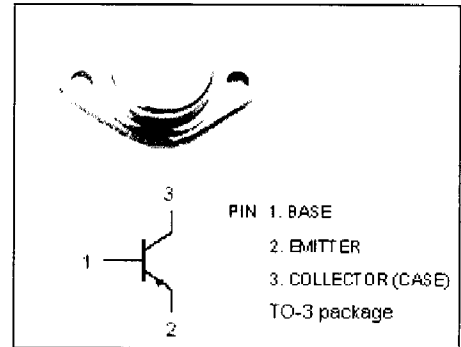
2SA959

DESCRIPTION

- Collector-Emitter Breakdown Voltage-
 : $V_{(BR)CEO} = -100V(\text{Min.})$
- High Power Dissipation


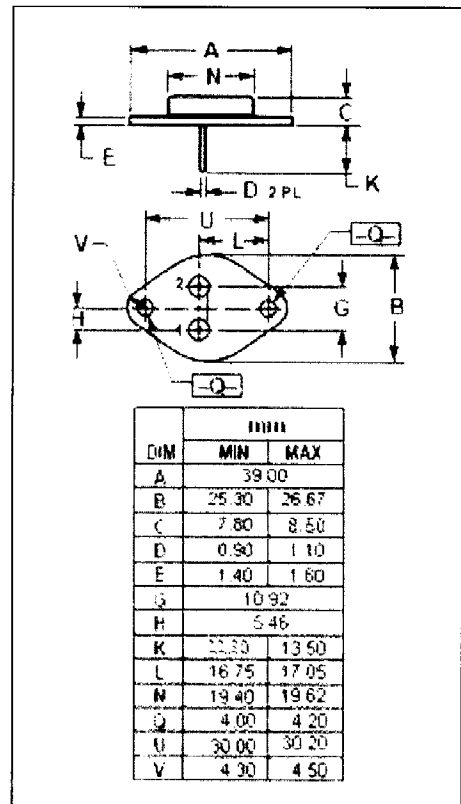
APPLICATIONS

- Designed for general purpose applications.



ABSOLUTE MAXIMUM RATINGS ($T_a=25^\circ\text{C}$)

SYMBOL	PARAMETER	VALUE	UNIT
V_{CBO}	Collector-Base Voltage	-100	V
V_{CEO}	Collector-Emitter Voltage	-100	V
V_{EBO}	Emitter-Base Voltage	-7	V
I_C	Collector Current-Continuous	-10	A
P_C	Collector Power Dissipation @ $T_c=25^\circ\text{C}$	100	W
T_j	Junction Temperature	150	$^\circ\text{C}$
T_{stg}	Storage Temperature	-65~200	$^\circ\text{C}$



NJ Semi-Conductors reserves the right to change test conditions, parameter limits and package dimensions without notice. Information furnished by NJ Semi-Conductors is believed to be both accurate and reliable at the time of going to press. However, NJ Semi-Conductors assumes no responsibility for any errors or omissions discovered in its use. NJ Semi-Conductors encourages customers to verify that datasheets are current before placing orders.

Silicon PNP Power Transistor**2SA959****ELECTRICAL CHARACTERISTICS**T_j=25°C unless otherwise specified

SYMBOL	PARAMETER	CONDITIONS	MIN	TYP.	MAX	UNIT
V _{(BR)CEO}	Collector-Emitter Breakdown Voltage	I _C = -50mA; I _B = 0	-100			V
V _{(BR)CBO}	Collector-Base Breakdown Voltage	I _C = -1mA; I _E = 0	-100			V
V _{(BR)EBO}	Emitter-Base Breakdown Voltage	I _E = -1mA; I _C = 0	-7			V
V _{CE(sat)}	Collector-Emitter Saturation Voltage	I _C = -5A; I _B = -0.5A			-2.0	V
V _{BE(sat)}	Base-Emitter Saturation Voltage	I _C = -5A; I _B = -0.5A			-2.5	V
I _{CBO}	Collector Cutoff Current	V _{CB} = -100V; I _E = 0			-100	μ A
I _{EBO}	Emitter Cutoff Current	V _{EB} = -7V; I _C = 0			-100	μ A
h _{FE}	DC Current Gain	I _C = -5A ; V _{CE} = -5V	30		200	