

SANYO	No.930C	2SB892/2SD1207
		PNP/NPN Epitaxial Planar Silicon Transistors

Large-Current Switching Applications

APPLICATIONS

- Power supplies, relay drivers, lamp drivers, and automotive wiring

FEATURES

- FBET and MBIT processed (Original process of SANYO)
- Low saturation voltage
- Large current capacity and wide ASO

Values for 2SB892 shown in ()

ABSOLUTE MAXIMUM RATINGS/T_a=25°C

			unit
Collector to base voltage	V _{CBO}	(-)60	V
Collector to emitter voltage	V _{CEO}	(-)50	V
Emitter to base voltage	V _{EBO}	(-)6	V
Collector current	I _C	(-)2	A
Collector Current(Pulse)	I _{CP}	(-)4	A
Allowable collector dissipation	P _C	1	W
Junction temperature	T _j	150	°C
Storage ambient temperature	T _{stg}	-55~+150	°C

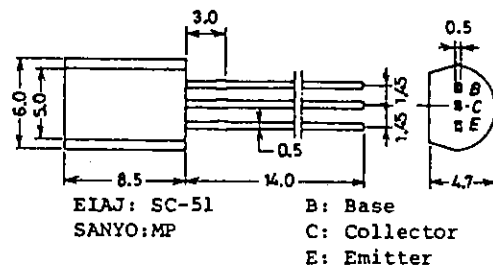
ELECTRICAL CHARACTERISTICS/T_a=25°C

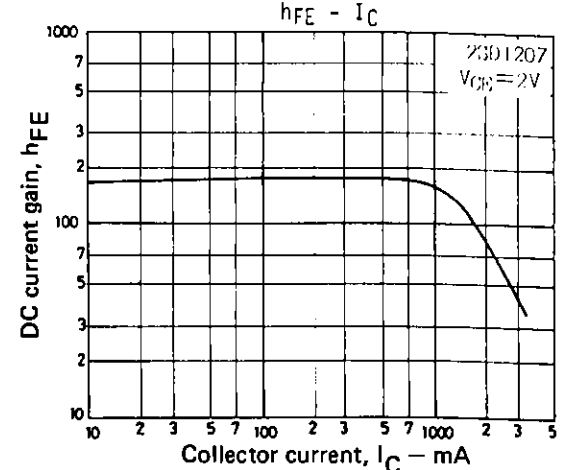
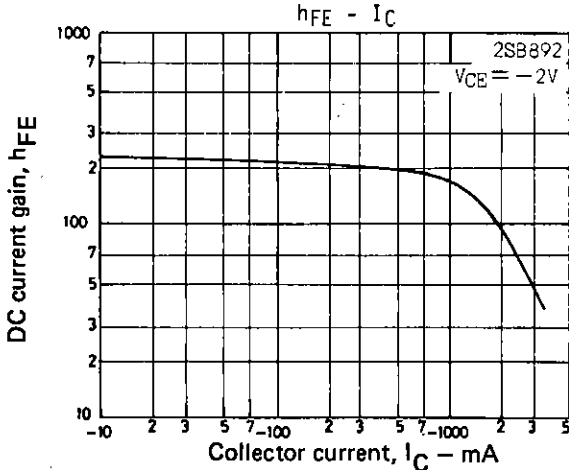
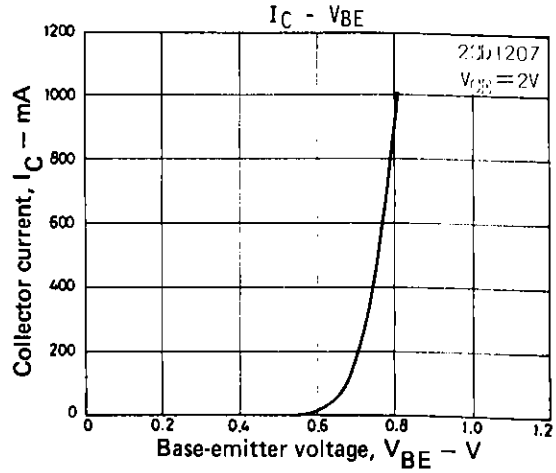
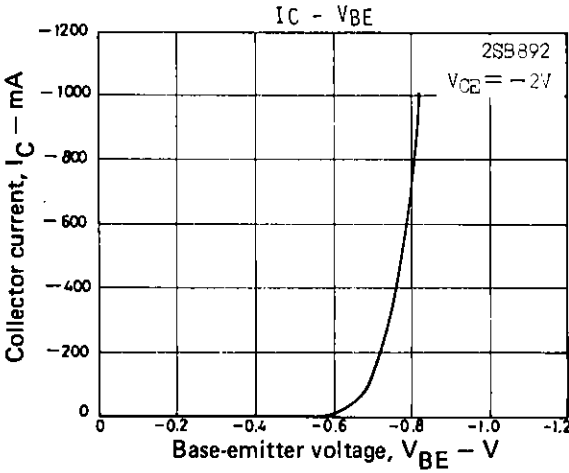
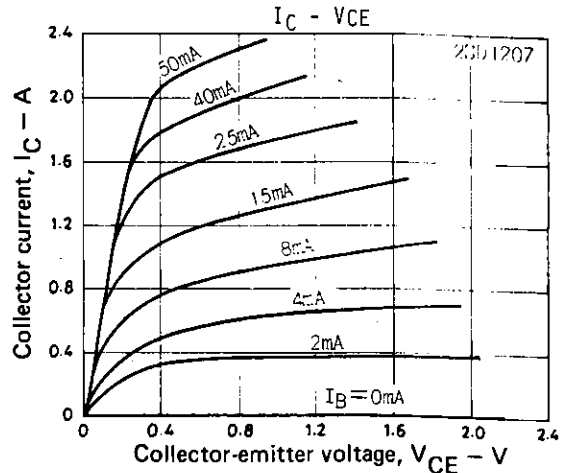
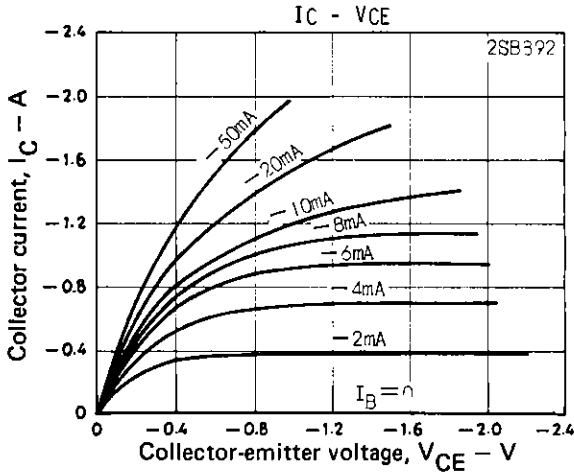
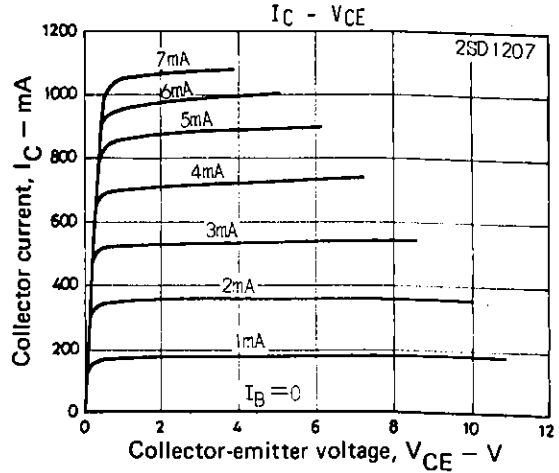
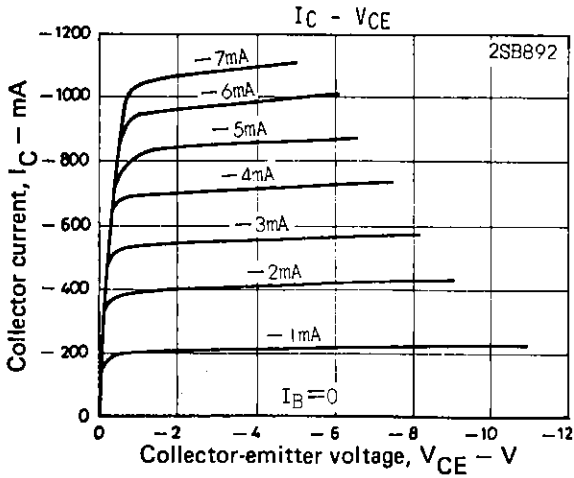
			min	typ	max	unit
Collector cut-off current	I _{CBO}	V _{CB} =(-)50V, I _E =0			(-)0.1	μA
Emitter cut-off current	I _{EBO}	V _{EB} =(-)4V, I _C =0			(-)0.1	μA
DC current gain	h _{FE} (1)*	V _{CE} =(-)2V, I _C =(-)100mA	100		560	
			h _{FE} (2)	40		
Gain-bandwidth product	f _T	V _{CE} =(-)10V, I _C =(-)50mA		150		MHz
Output capacitance	c _{ob}	V _{CB} =(-)10V, f=1MHz		12		pF
				(22)		pF
Collector-emitter saturation voltage	V _{CE(sat)}	I _C =(-)1A, I _B =(-)50mA	0.15		0.4	V
				(-0.3)	(-0.7)	V
Base-emitter saturation voltage	V _{BE(sat)}	I _C =(-)1A, I _B =(-)50mA		(-)0.9	(-)1.2	V
Collector-base breakdown voltage	V _{(BR)CBO}	I _C =(-)10μA, I _E =0	(-)60			V
Collector-emitter breakdown voltage	V _{(BR)CEO}	I _C =(-)1mA, R _{BE} =∞	(-)50			V
Emitter-base breakdown voltage	V _{(BR)EBO}	I _E =(-)10μA, I _C =0	(-)6			V

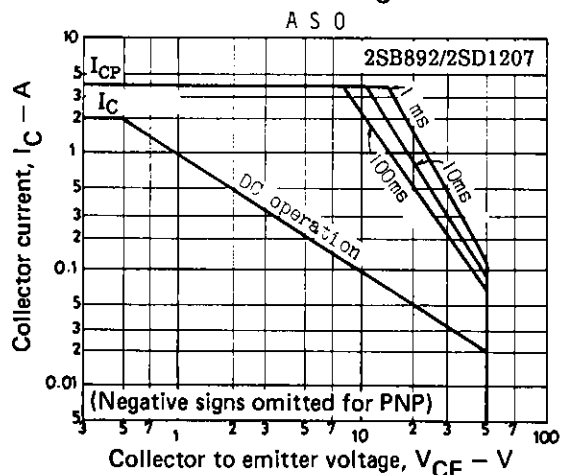
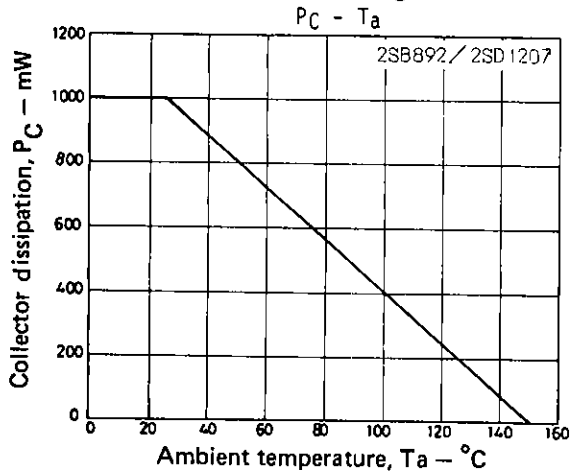
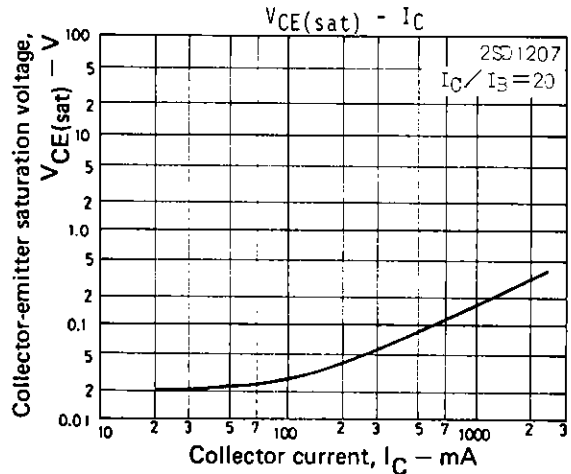
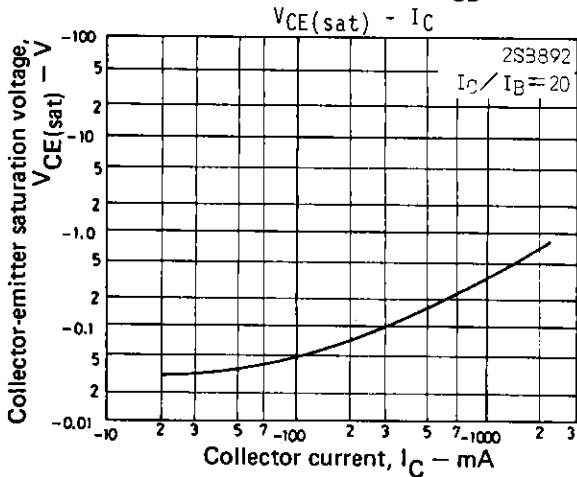
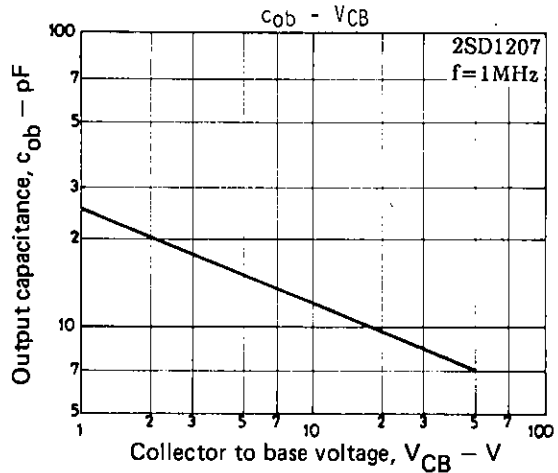
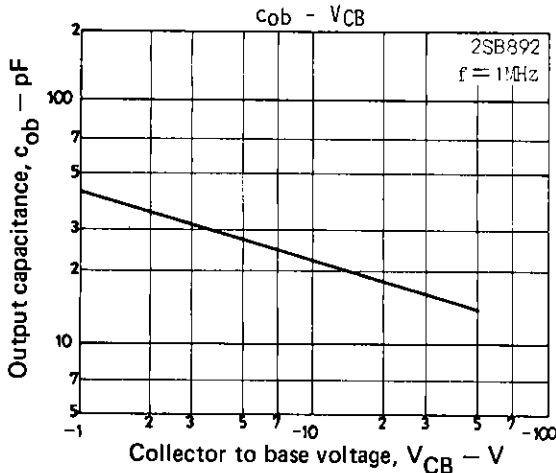
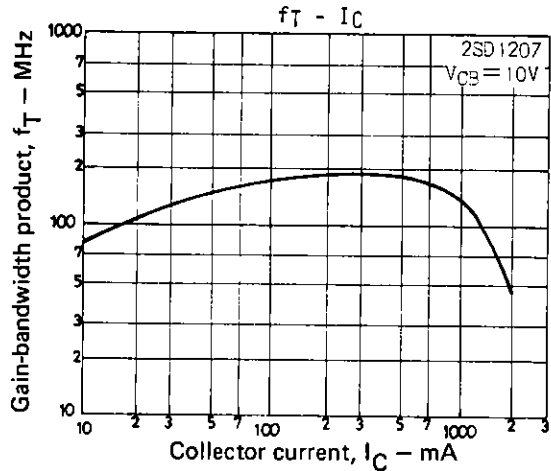
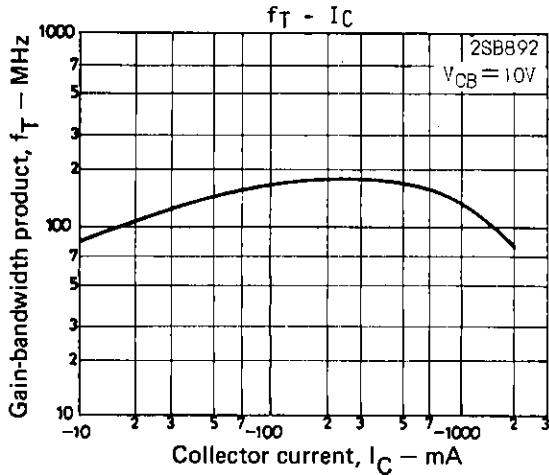
* 2SB892 and 2SD1207 are graded as follows by h_{FE} at 100mA:

100	R	200	140	S	280	200	T	400	280	U	560
-----	---	-----	-----	---	-----	-----	---	-----	-----	---	-----

Package Dimensions 2006A
(unit: mm)







- No products described or contained herein are intended for use in surgical implants, life-support systems, aerospace equipment, nuclear power control systems, vehicles, disaster/crime-prevention equipment and the like, the failure of which may directly or indirectly cause injury, death or property loss.
- Anyone purchasing any products described or contained herein for an above-mentioned use shall:
 - ① Accept full responsibility and indemnify and defend SANYO ELECTRIC CO., LTD., its affiliates, subsidiaries and distributors and all their officers and employees, jointly and severally, against any and all claims and litigation and all damages, cost and expenses associated with such use;
 - ② Not impose any responsibility for any fault or negligence which may be cited in any such claim or litigation on SANYO ELECTRIC CO., LTD., its affiliates, subsidiaries and distributors or any of their officers and employees jointly or severally.
- Information (including circuit diagrams and circuit parameters) herein is for example only; it is not guaranteed for volume production. SANYO believes information herein is accurate and reliable, but no guarantees are made or implied regarding its use or any infringements of intellectual property rights or other rights of third parties.