

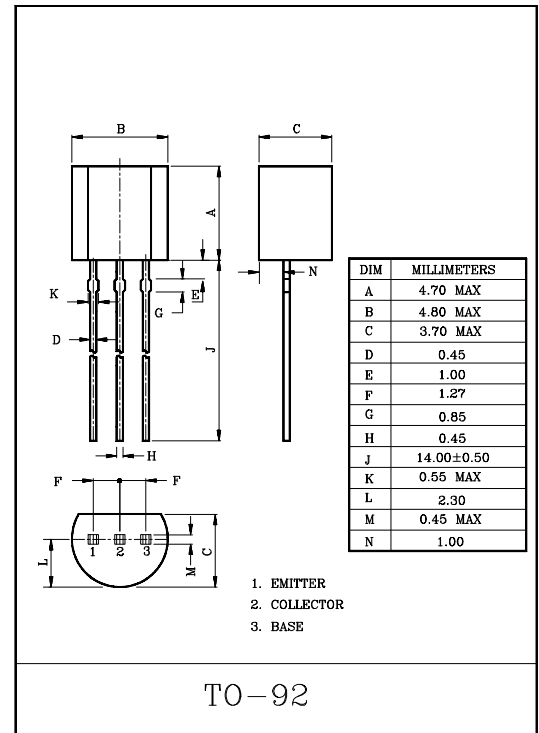
HIGH VOLTAGE APPLICATION.

FEATURES

- High Breakdown Voltage.
- Collector Power Dissipation : $P_C=625\text{mW}$.

ABSOLUTE MAXIMUM RATINGS ($T_a=25^\circ\text{C}$)

CHARACTERISTIC	SYMBOL	RATING	UNIT
Collector-Base Voltage	V_{CBO}	400	V
Collector-Emitter Voltage	V_{CEO}	350	V
Emitter-Base Voltage	V_{EBO}	6	V
Collector Current	I_C	300	mA
Collector Power Dissipation	P_C	625	mW
Junction Temperature	T_j	150	$^\circ\text{C}$
Storage Temperature Range	T_{stg}	-55~150	$^\circ\text{C}$

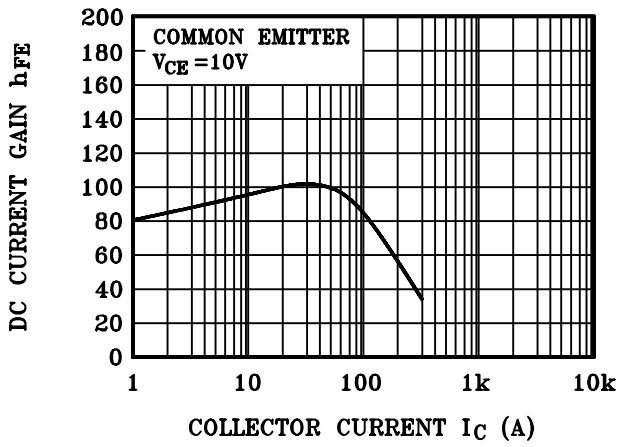


ELECTRICAL CHARACTERISTICS ($T_a=25^\circ\text{C}$)

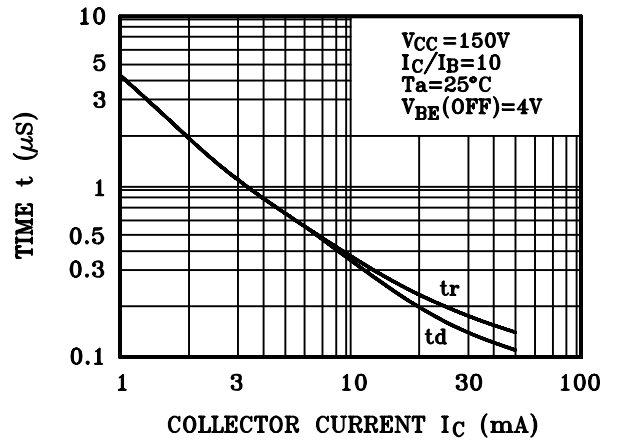
CHARACTERISTIC	SYMBOL	TEST CONDITION	MIN.	TYP.	MAX.	UNIT
Collector-Base Breakdown Voltage	$V_{(BR)CBO}$	$I_C=100\mu\text{A}, I_E=0$	400	-	-	V
Collector-Emitter Breakdown Voltage (1)	$V_{(BR)CEO}$	$I_C=1\text{mA}, I_B=0$	350	-	-	V
Collector-Emitter Breakdown Voltage (2)	$V_{(BR)CES}$	$I_C=100\mu\text{A}, I_B=0$	400	-	-	V
Emitter-Base Breakdown Voltage	$V_{(BR)EBO}$	$I_E=10\mu\text{A}, I_C=0$	6.0	-	-	V
Collector Cut off Current	I_{CBO}	$V_{CB}=320\text{V}, I_E=0$	-	-	100	nA
Collector Cut off Current	I_{CES}	$V_{CE}=320\text{V}, I_B=0$	-	-	500	nA
Emitter Cutoff Current	I_{EBO}	$V_{EB}=4\text{V}, I_C=0$	-	-	100	nA
DC Current Gain *	h_{FE}	$V_{CE}=10\text{V}, I_C=1\text{mA}$	40	-	-	
		$V_{CE}=10\text{V}, I_C=10\text{mA}$	50	-	200	
		$V_{CE}=10\text{V}, I_C=50\text{mA}$	45	-	-	
		$V_{CE}=10\text{V}, I_C=100\text{mA}$	40	-	-	
Collector-Emitter Saturation Voltage *	$V_{CE(sat)}$	$I_C=10\text{mA}, I_B=1\text{mA}$	-	-	0.5	V
Base-Emitter Saturation Voltage *	$V_{BE(sat)}$	$I_C=10\text{mA}, I_B=1\text{mA}$	-	-	0.75	V

* Pulse Test : Pulse Width $\leq 300\mu\text{S}$, Duty Cycle $\leq 2.0\%$

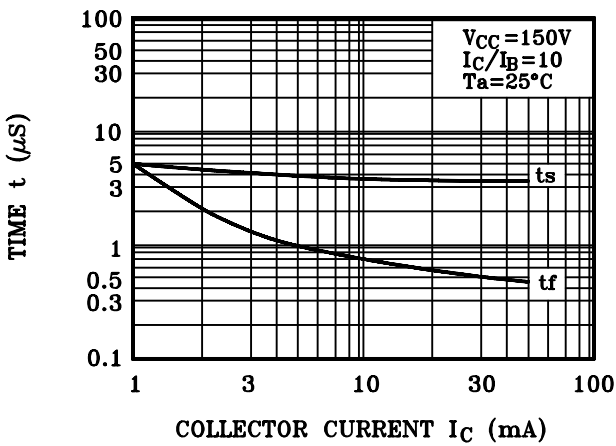
$h_{FE} - I_C$



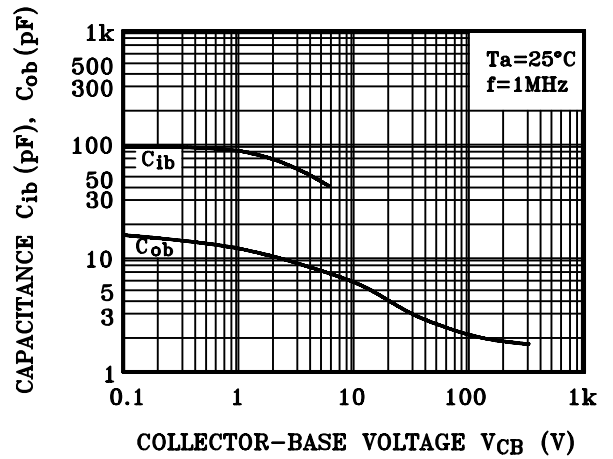
TURN-ON SWITCHING CHARACTERISTICS



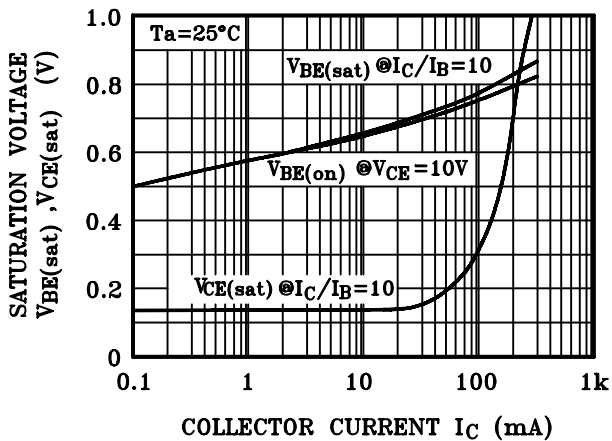
TURN-OFF SWITCHING CHARACTERISTICS



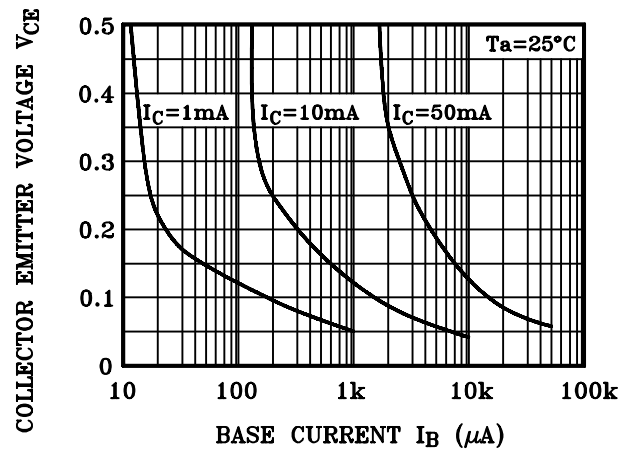
$C_{ib}, C_{ob} - V_{CB}$



$V_{BE(sat)}, V_{CE(sat)} - I_C$



COLLECTOR SATURATION REGION



KTC3245

