

LOW COLLECTOR SATURATION VOLTAGE  
LARGE CURRENT

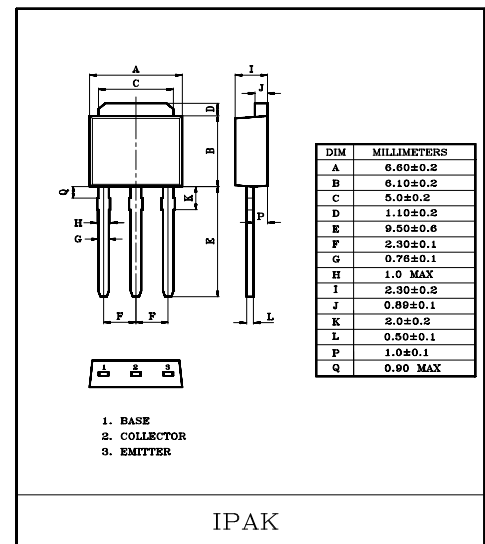
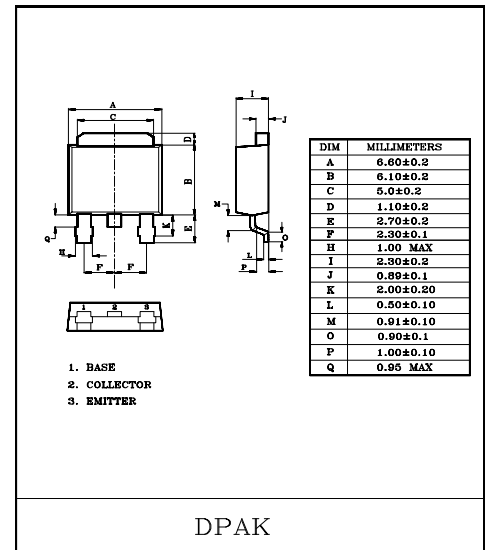
### FEATURES

- High Power Dissipation :  $P_C=1.3W(T_a=25^\circ C)$
- Complementary to KTA1385D/L

### MAXIMUM RATINGS ( $T_a=25^\circ C$ )

CHARACTERISTIC		SYMBOL	RATING	UNIT
Collector-Base Voltage		$V_{CBO}$	60	V
Collector-Emitter Voltage		$V_{CEO}$	60	V
Emitter-Base Voltage		$V_{EBO}$	7	V
Collector Current	DC	$I_C$	5	A
	Pulse *	$I_{CP}$	8	
Base Current		$I_B$	1	A
Collector Power Dissipation	$T_c=25^\circ C$	$P_C$	1.3	W
	$T_c=25^\circ C$	$P_C$	15	
Junction Temperature		$T_j$	150	$^\circ C$
Storage Temperature Range		$T_{stg}$	-55 ~ 150	$^\circ C$

\*  $PW \leq 10ms$ , Duty Cycle  $\leq 50\%$



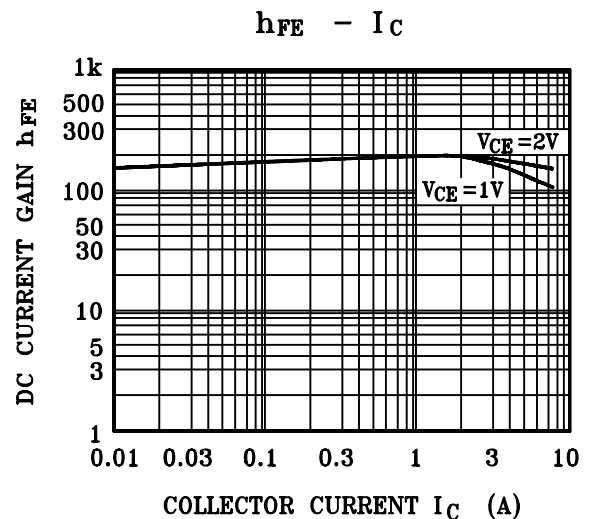
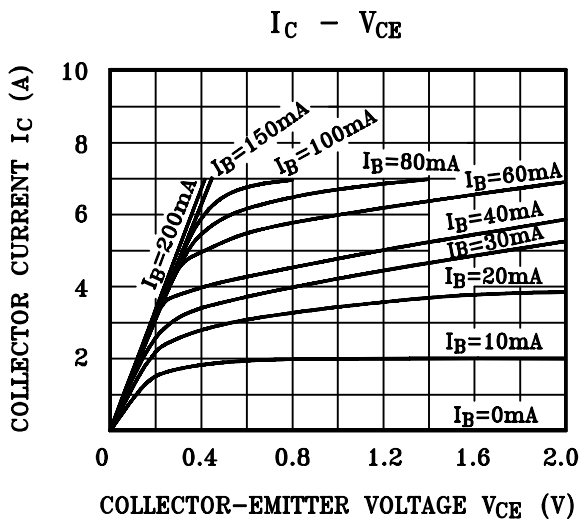
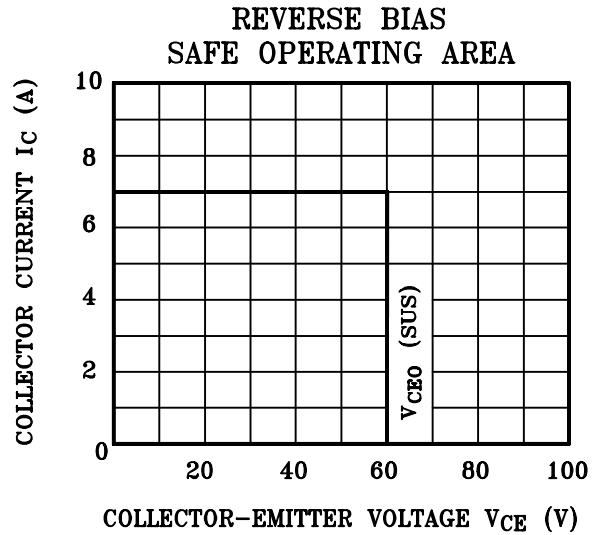
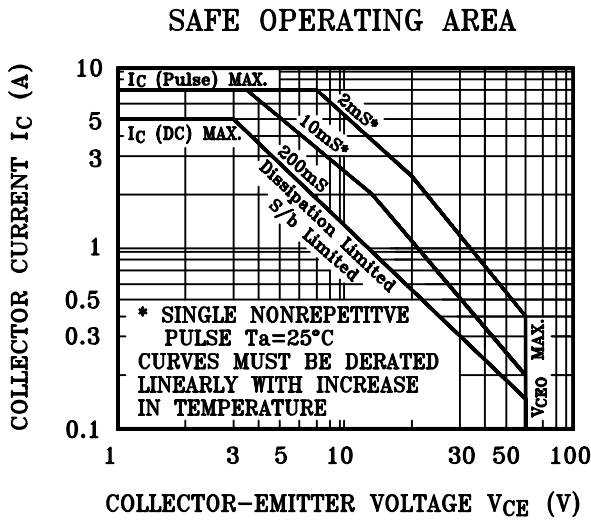
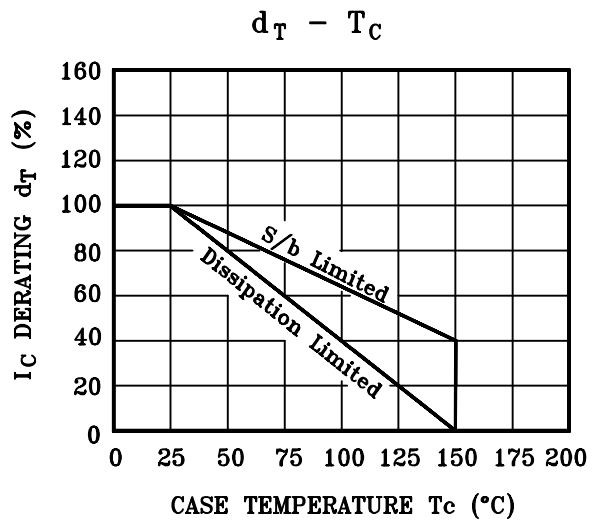
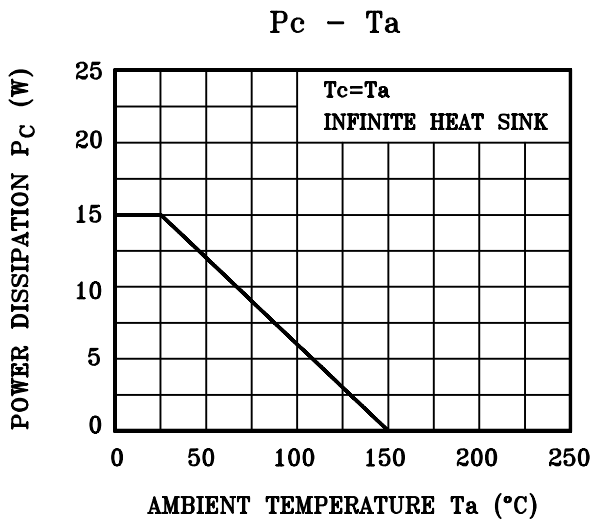
### ELECTRICAL CHARACTERISTICS ( $T_a=25^\circ C$ )

CHARACTERISTIC		SYMBOL	TEST CONDITION	MIN.	TYP.	MAX.	UNIT	
Collector Cut-off Current		$I_{CBO}$	$V_{CB}=50V, I_E=0$	-	-	10	$\mu A$	
Emitter Cut-off Current		$I_{EBO}$	$V_{EB}=7V, I_C=0$	-	-	10	$\mu A$	
DC Current Gain	*	$h_{FE} 1$	$V_{CE}=1V, I_C=0.1A$	60	-	-		
		$h_{FE} 2(\text{Note})$	$V_{CE}=1V, I_C=2A$	160	-	400		
		$h_{FE} 3$	$V_{CE}=2V, I_C=5A$	50	-	-		
Collector-Emitter Saturation Voltage		*	$V_{CE(sat)}$	$I_C=2A, I_B=0.2A$	-	0.1	0.3	V
Base-Emitter Saturation Voltage		*	$V_{BE(sat)}$	$I_C=2A, I_B=0.2A$	-	0.9	1.2	V
Switching Time	Turn On Time	$t_{on}$		-	0.2	1	$\mu S$	
	Storage Time	$t_{stg}$		-	1.1	2.5		
	Fall Time	$t_f$		-	0.2	1		

\* Pulse test :  $PW \leq 50\mu S$ , Duty Cycle  $\leq 2\%$  Pulse

Note)  $h_{FE}(2)$  Classification : O:160 ~ 320, Y:200 ~ 400.

# KTC5103D/L



# KTC5103D/L

