

GENERAL PURPOSE APPLICATION.
SWITCHING APPLICATION.

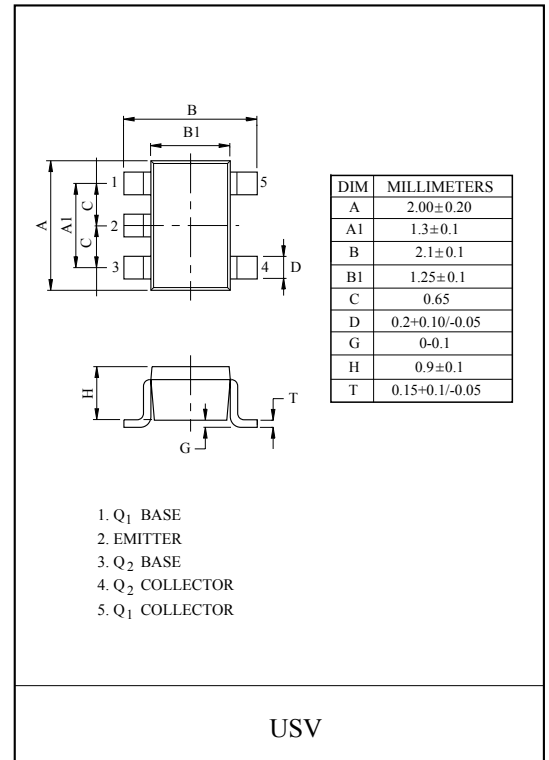
FEATURES

- A super-minimold package houses 2 transistor.
- Excellent temperature response between these 2 transistor.
- High pairing property in h_{FE} .
- The following characteristics are common for Q_1, Q_2 .

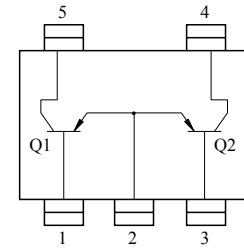
MAXIMUM RATING (Ta=25°C)

| CHARACTERISTIC | SYMBOL | RATING | UNIT |
|-----------------------------|-----------|-----------|------|
| Collector-Base Voltage | V_{CBO} | 60 | V |
| Collector-Emitter Voltage | V_{CEO} | 50 | V |
| Emitter-Base Voltage | V_{EBO} | 5 | V |
| Collector Current | I_C | 150 | mA |
| Base Current | I_B | 30 | mA |
| Collector Power Dissipation | P_C^* | 200 | mW |
| Junction Temperature | T_j | 150 | °C |
| Storage Temperature Range | T_{stg} | -55 ~ 150 | °C |

* Total Rating



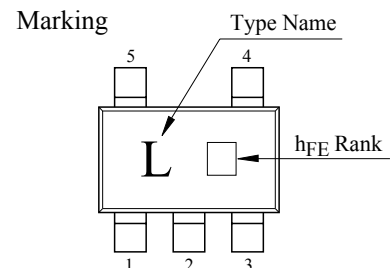
EQUIVALENT CIRCUIT (TOP VIEW)



ELECTRICAL CHARACTERISTICS (Ta=25°C)

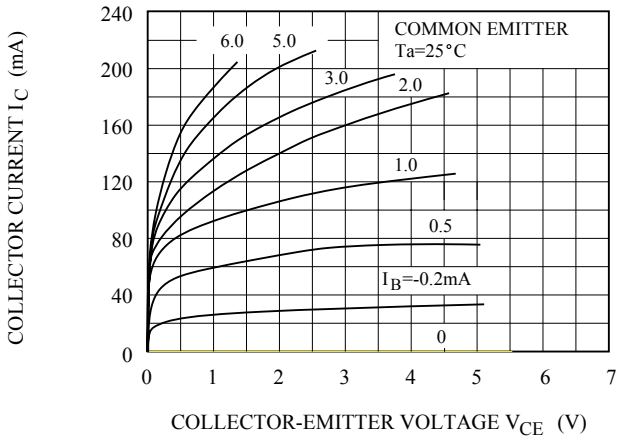
| CHARACTERISTIC | SYMBOL | TEST CONDITION | MIN. | TYP. | MAX. | UNIT. |
|--------------------------------------|-----------------|---|------|------|------|---------|
| Collector Cut-off Current | I_{CBO} | $V_{CB}=60V, I_E=0$ | - | - | 0.1 | μA |
| Emitter Cut-off Current | I_{EBO} | $V_{EB}=5V, I_C=0$ | - | - | 0.1 | μA |
| DC Current Gain | h_{FE} (Note) | $V_{EB}=6V, I_C=2mA$ | 120 | - | 400 | |
| Collector-Emitter Saturation Voltage | $V_{CE(sat)}$ | $I_C=100mA, I_B=10mA$ | - | 0.1 | 0.25 | V |
| Transition Frequency | f_T | $V_{CE}=10V, I_C=1mA$ | 80 | - | - | MHz |
| Collector Output Capacitance | C_{ob} | $V_{CB}=10V, I_E=0, f=1MHz$ | - | 2 | 3.5 | pF |
| Noise Figure | NF | $V_{CE}=6V, I_C=0.1mA, f=1kHz, R_g=10k\Omega$ | - | 1.0 | 10 | dB |

Note : h_{FE} Classification Y(4):120 ~ 240, GR(6):200 ~ 400

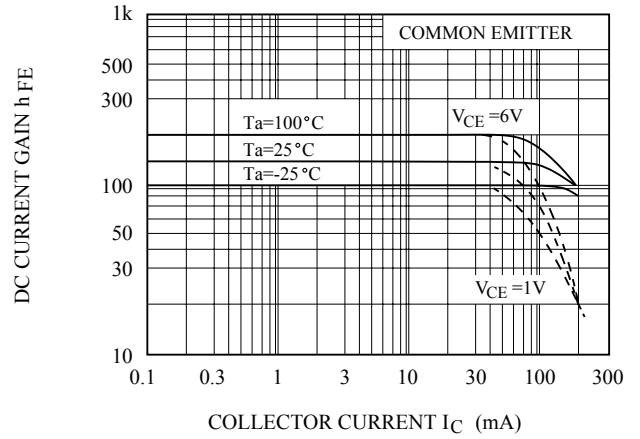


KTC601U

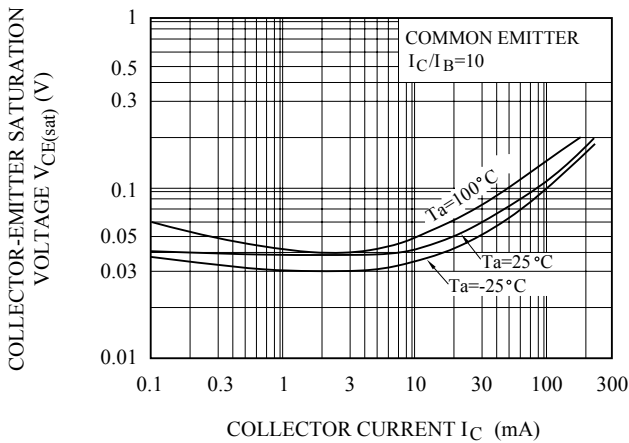
$I_C - V_{CE}$



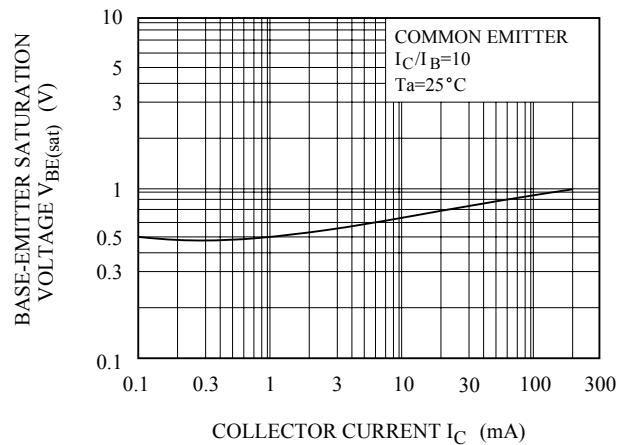
$h_{FE} - I_C$



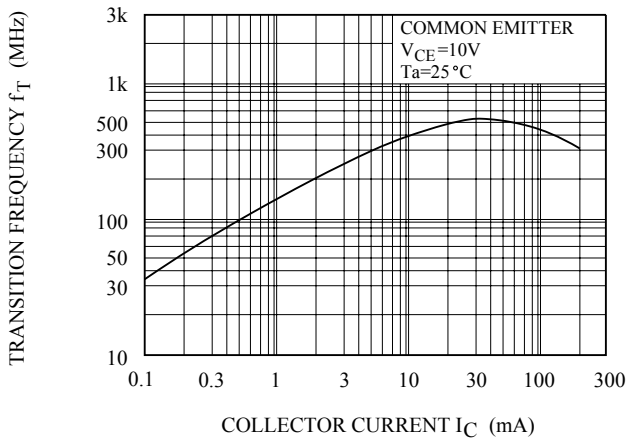
$V_{CE(sat)} - I_C$



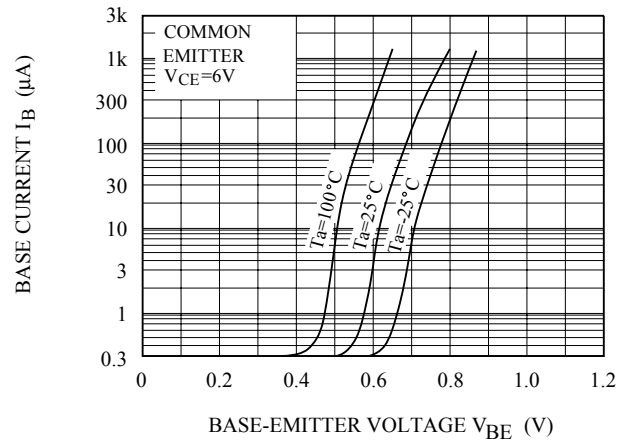
$V_{BE(sat)} - I_C$



$f_T - I_C$



$I_B - V_{BE}$



KTC601U

