

TOSHIBA Transistor Silicon NPN Epitaxial Planar Type

# MT4S32U

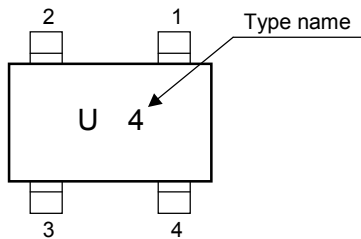
## VHF~UHF Band Low Noise Amplifier Applications

- Low Noise Figure:  $NF = 1.4 \text{ dB}$  ( $f = 2 \text{ GHz}$ )
- High Gain:  $|S_{21e}|^2 = 13.5 \text{ dB}$  ( $f = 2 \text{ GHz}$ )

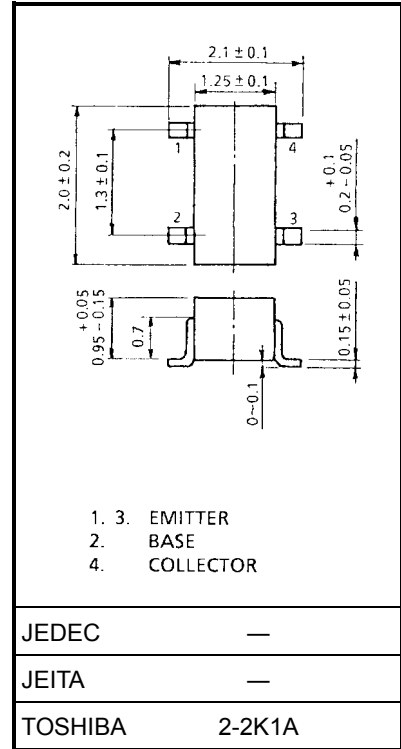
### Maximum Ratings ( $T_a = 25^\circ\text{C}$ )

Characteristics	Symbol	Rating	Unit
Collector-base voltage	$V_{CBO}$	8	V
Collector-emitter voltage	$V_{CEO}$	4.5	V
Emitter-base voltage	$V_{EBO}$	1.5	V
Collector current	$I_C$	15	mA
Base current	$I_B$	7.5	mA
Collector power dissipation	$P_C$	67.5	mW
Junction temperature	$T_J$	125	$^\circ\text{C}$
Storage temperature range	$T_{stg}$	-55~125	$^\circ\text{C}$

### Marking



Unit: mm



Weight: 0.006 g (typ.)

## Microwave Characteristics (Ta = 25°C)

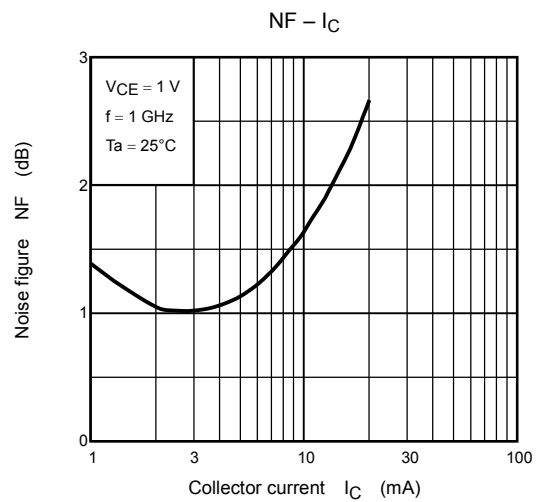
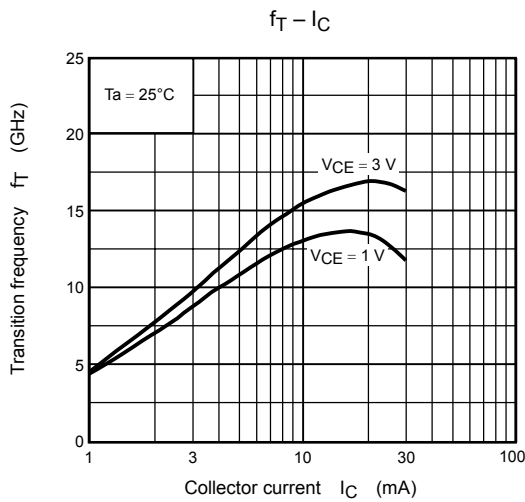
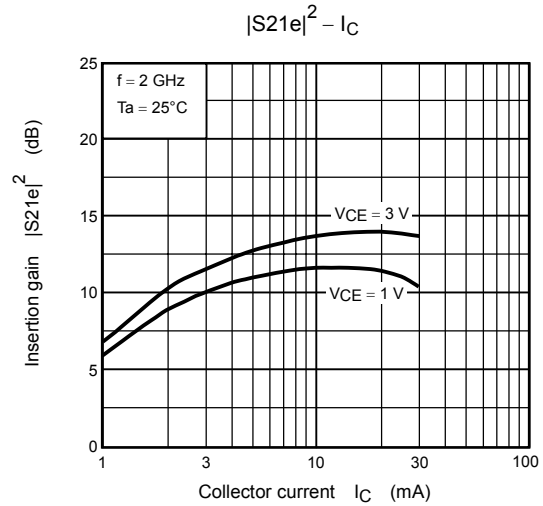
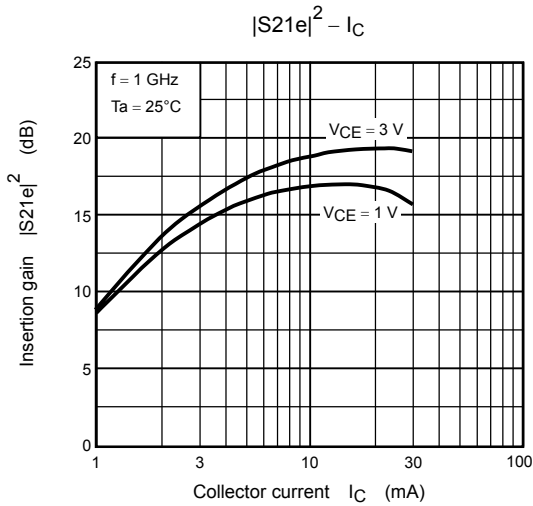
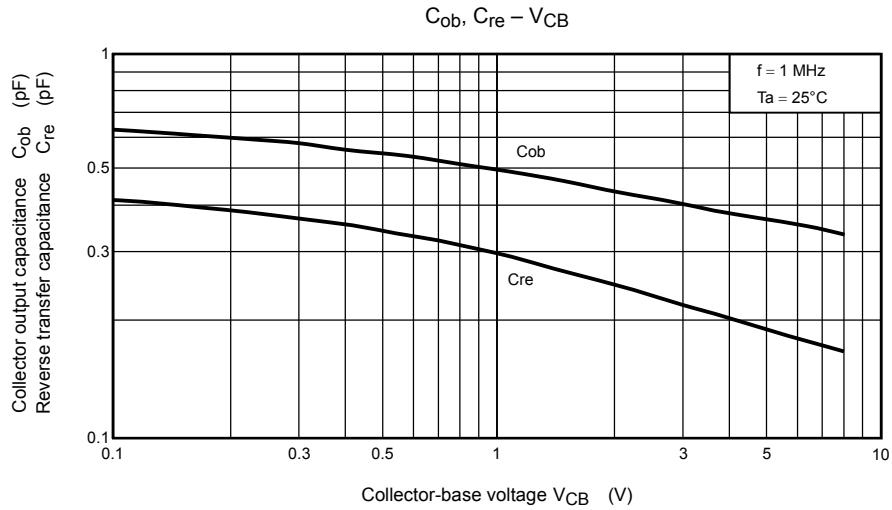
Characteristics	Symbol	Test Condition	Min	Typ.	Max	Unit
Transition frequency	$f_T$	$V_{CE} = 3\text{ V}, I_C = 10\text{ mA}$	13	16	—	GHz
Insertion gain	$ S_{21e} ^2(1)$	$V_{CE} = 3\text{ V}, I_C = 10\text{ mA}, f = 1\text{ GHz}$	16.5	19	21.5	dB
	$ S_{21e} ^2(2)$	$V_{CE} = 3\text{ V}, I_C = 10\text{ mA}, f = 2\text{ GHz}$	11.5	13.5	16.5	dB
Noise figure	NF(1)	$V_{CE} = 3\text{ V}, I_C = 3\text{ mA}, f = 1\text{ GHz}$	—	1.0	1.4	dB
	NF(2)	$V_{CE} = 3\text{ V}, I_C = 3\text{ mA}, f = 2\text{ GHz}$	—	1.4	1.8	dB

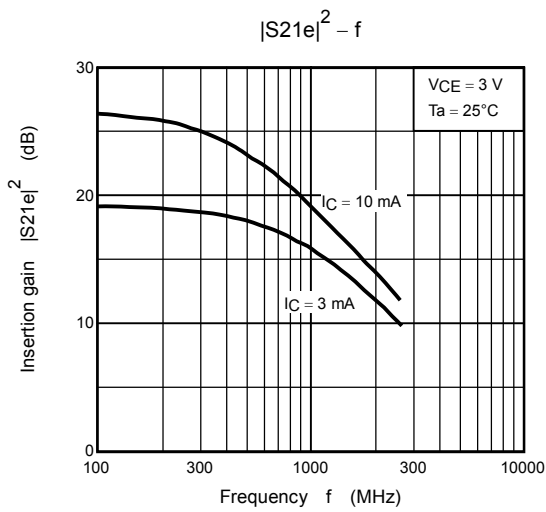
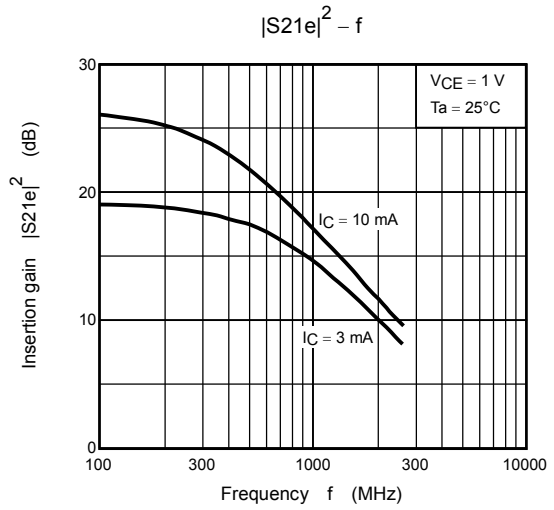
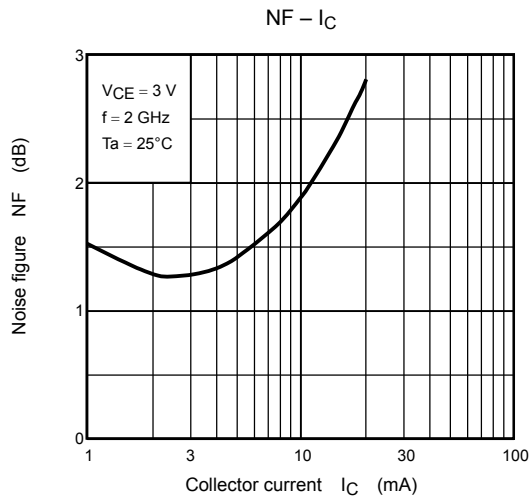
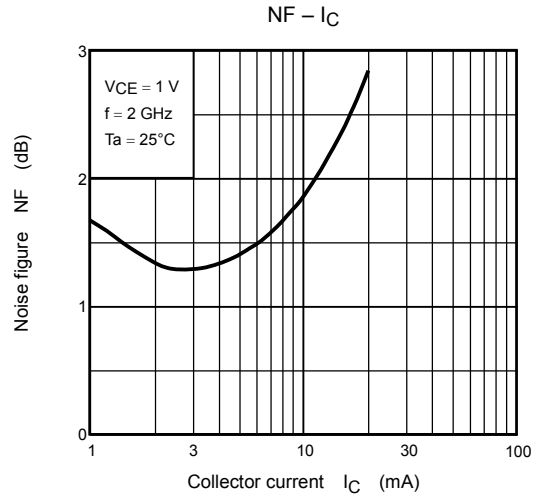
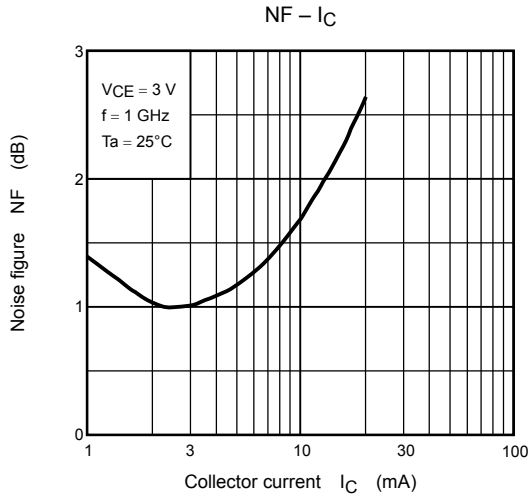
## Electrical Characteristics (Ta = 25°C)

Characteristics	Symbol	Test Condition	Min	Typ.	Max	Unit
Collector cut-off current	$I_{CBO}$	$V_{CB} = 8\text{ V}, I_E = 0$	—	—	1	$\mu\text{A}$
Emitter cut-off current	$I_{EBO}$	$V_{EB} = 1\text{ V}, I_C = 0$	—	—	1	$\mu\text{A}$
DC current gain	$h_{FE}$	$V_{CE} = 3\text{ V}, I_C = 10\text{ mA}$	50	—	150	—
Output capacitance	$C_{ob}$	$V_{CB} = 3\text{ V}, I_E = 0, f = 1\text{ MHz}$	—	0.4	0.65	pF
Reverse transfer capacitance	$C_{re}$	(Note)	—	0.2	0.45	pF

Note:  $C_{re}$  is measured by 3 terminal method with capacitance bridge.

CAUTION: This device electrostatic sensitivity. Please handle with caution.





**S parameter  $Z_0 = 50 \Omega$ ,  $T_a = 25^\circ\text{C}$**

**$V_{CE} = 1 \text{ V}$   $I_C = 3 \text{ mA}$**

Frequency f (MHz)	S11		S21		S12		S22	
	Mag.	Ang.	Mag.	Ang.	Mag.	Ang.	Mag.	Ang.
100	0.870	-13.0	8.870	169.4	0.025	87.6	0.980	-9.9
200	0.850	-27.0	8.591	160.0	0.044	73.4	0.957	-19.1
300	0.822	-39.8	8.222	151.0	0.062	65.9	0.916	-28.1
400	0.793	-51.7	7.782	143.0	0.080	60.2	0.866	-36.4
500	0.759	-63.1	7.365	135.5	0.093	55.3	0.814	-43.7
600	0.731	-73.5	6.888	128.5	0.106	50.2	0.761	-50.5
700	0.700	-83.8	6.465	122.3	0.115	44.7	0.710	-56.9
800	0.675	-92.5	6.024	116.6	0.123	40.8	0.661	-62.6
900	0.653	-101.1	5.659	111.3	0.130	37.6	0.619	-67.7
1000	0.635	-108.5	5.307	106.8	0.135	34.8	0.576	-72.8
1100	0.617	-115.9	4.986	102.2	0.139	32.1	0.541	-77.2
1200	0.607	-122.3	4.695	98.2	0.143	29.4	0.508	-81.4
1300	0.595	-128.6	4.420	94.0	0.146	27.3	0.477	-85.3
1400	0.588	-134.1	4.206	90.4	0.148	25.5	0.450	-89.2
1500	0.580	-139.6	3.988	86.9	0.149	23.6	0.422	-92.8
1600	0.577	-144.3	3.814	83.9	0.152	22.6	0.402	-96.2
1700	0.572	-148.8	3.600	80.6	0.154	20.7	0.382	-99.7
1800	0.569	-153.2	3.429	77.6	0.156	20.2	0.364	-102.5
1900	0.566	-157.5	3.277	74.5	0.157	18.4	0.346	-105.9
2000	0.563	-161.2	3.164	71.8	0.156	17.9	0.329	-108.2
2100	0.561	-164.6	3.048	69.5	0.159	17.0	0.316	-111.6
2200	0.560	-168.0	2.902	67.1	0.160	15.9	0.302	-114.0
2300	0.556	-171.3	2.790	64.2	0.159	15.6	0.288	-117.1
2400	0.558	-174.2	2.697	61.5	0.162	14.8	0.278	-119.5
2500	0.554	-177.4	2.637	59.3	0.162	13.9	0.264	-122.8
2600	0.556	179.9	2.533	57.5	0.162	13.7	0.256	-124.7

$V_{CE} = 1\text{ V}$   $I_C = 10\text{ mA}$

Frequency f (MHz)	S11		S21		S12		S22	
	Mag.	Ang.	Mag.	Ang.	Mag.	Ang.	Mag.	Ang.
100	0.647	-27.1	20.049	162.6	0.024	67.2	0.934	-18.9
200	0.621	-53.7	18.111	147.0	0.034	69.1	0.843	-35.6
300	0.590	-75.5	15.953	134.4	0.050	57.5	0.742	-49.8
400	0.564	-92.8	13.932	124.7	0.057	52.4	0.649	-61.0
500	0.544	-107.3	12.227	116.7	0.065	48.7	0.574	-70.2
600	0.532	-118.8	10.749	110.3	0.070	44.8	0.508	-78.2
700	0.526	-128.8	9.574	104.7	0.073	43.1	0.458	-85.3
800	0.519	-136.7	8.592	100.0	0.077	42.3	0.415	-91.5
900	0.517	-143.8	7.816	95.8	0.082	41.7	0.382	-97.2
1000	0.517	-149.7	7.135	92.2	0.085	40.6	0.354	-102.9
1100	0.516	-155.1	6.564	88.7	0.088	40.4	0.331	-107.8
1200	0.518	-159.8	6.079	85.7	0.092	39.5	0.312	-112.8
1300	0.520	-164.2	5.642	82.3	0.096	39.3	0.296	-117.0
1400	0.522	-167.9	5.294	79.6	0.100	38.7	0.283	-121.8
1500	0.525	-171.4	4.979	76.9	0.103	38.3	0.269	-126.3
1600	0.529	-174.6	4.702	74.5	0.107	38.1	0.261	-130.4
1700	0.531	-177.7	4.430	71.9	0.110	37.4	0.252	-134.9
1800	0.534	179.6	4.176	69.5	0.114	37.3	0.245	-138.4
1900	0.539	176.7	3.975	67.0	0.118	36.8	0.238	-142.8
2000	0.540	174.2	3.817	64.9	0.121	36.6	0.230	-146.5
2100	0.544	171.8	3.662	62.9	0.124	35.8	0.226	-150.7
2200	0.547	169.6	3.468	61.1	0.129	35.0	0.222	-154.0
2300	0.547	167.3	3.331	58.5	0.131	35.1	0.216	-158.3
2400	0.551	165.2	3.202	56.2	0.137	34.5	0.213	-161.5
2500	0.555	162.7	3.130	54.4	0.139	33.6	0.209	-165.8
2600	0.557	160.8	3.005	53.1	0.142	33.9	0.206	-169.1

$V_{CE} = 3\text{ V}$   $I_C = 3\text{ mA}$

Frequency f (MHz)	S11		S21		S12		S22	
	Mag.	Ang.	Mag.	Ang.	Mag.	Ang.	Mag.	Ang.
100	0.883	-10.0	8.913	171.0	0.015	82.0	0.989	-6.8
200	0.872	-21.0	8.700	163.6	0.030	76.5	0.975	-13.4
300	0.844	-31.1	8.464	155.8	0.041	72.1	0.946	-20.0
400	0.819	-40.7	8.128	148.9	0.056	67.5	0.912	-25.9
500	0.790	-50.2	7.819	142.2	0.066	62.0	0.877	-31.3
600	0.760	-59.3	7.442	136.0	0.077	57.1	0.834	-36.5
700	0.730	-68.0	7.109	130.1	0.084	52.6	0.795	-41.3
800	0.703	-75.9	6.719	124.8	0.090	48.9	0.753	-45.6
900	0.676	-83.7	6.400	119.7	0.097	45.3	0.714	-49.6
1000	0.653	-90.5	6.065	115.3	0.101	42.4	0.675	-53.3
1100	0.627	-97.6	5.759	110.6	0.106	39.9	0.643	-56.6
1200	0.611	-103.9	5.462	106.7	0.110	37.8	0.609	-59.8
1300	0.595	-110.3	5.197	102.5	0.114	35.3	0.579	-62.6
1400	0.582	-115.8	4.972	98.9	0.116	33.2	0.551	-65.2
1500	0.567	-121.6	4.749	95.5	0.117	31.1	0.522	-67.7
1600	0.559	-126.4	4.564	92.4	0.120	30.1	0.501	-69.9
1700	0.549	-131.2	4.325	89.1	0.122	28.6	0.479	-72.2
1800	0.541	-136.0	4.136	86.1	0.124	27.6	0.460	-74.1
1900	0.533	-140.6	3.964	82.9	0.125	25.8	0.438	-76.2
2000	0.526	-144.7	3.837	80.3	0.124	24.8	0.420	-77.5
2100	0.523	-148.5	3.714	77.8	0.126	24.1	0.404	-79.4
2200	0.517	-152.1	3.531	75.6	0.128	23.2	0.391	-80.8
2300	0.510	-155.7	3.396	72.7	0.127	22.9	0.374	-82.0
2400	0.508	-159.0	3.292	69.9	0.129	22.4	0.364	-83.3
2500	0.503	-162.4	3.225	67.7	0.130	21.3	0.347	-85.1
2600	0.502	-165.5	3.099	66.1	0.130	21.3	0.338	-85.8

$V_{CE} = 3\text{ V}$   $I_C = 10\text{ mA}$

Frequency f (MHz)	S11		S21		S12		S22	
	Mag.	Ang.	Mag.	Ang.	Mag.	Ang.	Mag.	Ang.
100	0.685	-19.0	20.505	165.8	0.011	80.4	0.959	-12.7
200	0.663	-38.5	19.144	153.1	0.025	66.7	0.904	-23.7
300	0.620	-55.5	17.511	141.9	0.035	64.1	0.819	-33.6
400	0.580	-70.4	15.811	132.6	0.044	58.3	0.744	-41.6
500	0.543	-83.6	14.223	124.8	0.049	56.2	0.675	-47.9
600	0.515	-94.7	12.816	118.2	0.054	52.2	0.608	-53.5
700	0.493	-105.3	11.610	112.4	0.057	50.3	0.555	-58.0
800	0.475	-113.8	10.533	107.4	0.061	49.5	0.506	-62.0
900	0.462	-121.8	9.671	103.1	0.065	47.5	0.467	-65.4
1000	0.452	-128.7	8.892	99.3	0.068	46.9	0.432	-68.4
1100	0.446	-135.2	8.223	95.6	0.071	46.6	0.403	-71.1
1200	0.441	-140.6	7.653	92.5	0.075	45.6	0.379	-73.8
1300	0.437	-146.0	7.150	89.1	0.078	45.0	0.356	-76.1
1400	0.436	-150.5	6.720	86.4	0.081	44.6	0.335	-78.3
1500	0.434	-154.9	6.339	83.6	0.084	44.0	0.315	-80.6
1600	0.437	-158.5	6.011	81.3	0.087	44.6	0.301	-82.4
1700	0.436	-162.2	5.667	78.6	0.090	43.1	0.286	-84.9
1800	0.437	-165.6	5.361	76.2	0.094	43.3	0.274	-86.5
1900	0.439	-169.3	5.099	73.6	0.096	41.7	0.260	-89.1
2000	0.440	-172.2	4.911	71.6	0.099	41.8	0.248	-90.1
2100	0.442	-175.0	4.717	69.6	0.102	41.8	0.238	-92.3
2200	0.442	-177.4	4.463	67.9	0.105	41.2	0.229	-93.4
2300	0.442	180.0	4.277	65.4	0.107	41.2	0.216	-95.6
2400	0.443	177.5	4.136	63.0	0.112	40.8	0.208	-96.6
2500	0.445	174.6	4.034	61.3	0.115	39.6	0.197	-98.7
2600	0.449	172.5	3.867	59.9	0.117	39.6	0.189	-99.6



**RESTRICTIONS ON PRODUCT USE**

000707EAA

- TOSHIBA is continually working to improve the quality and reliability of its products. Nevertheless, semiconductor devices in general can malfunction or fail due to their inherent electrical sensitivity and vulnerability to physical stress. It is the responsibility of the buyer, when utilizing TOSHIBA products, to comply with the standards of safety in making a safe design for the entire system, and to avoid situations in which a malfunction or failure of such TOSHIBA products could cause loss of human life, bodily injury or damage to property.  
In developing your designs, please ensure that TOSHIBA products are used within specified operating ranges as set forth in the most recent TOSHIBA products specifications. Also, please keep in mind the precautions and conditions set forth in the "Handling Guide for Semiconductor Devices," or "TOSHIBA Semiconductor Reliability Handbook" etc..
- The TOSHIBA products listed in this document are intended for usage in general electronics applications (computer, personal equipment, office equipment, measuring equipment, industrial robotics, domestic appliances, etc.). These TOSHIBA products are neither intended nor warranted for usage in equipment that requires extraordinarily high quality and/or reliability or a malfunction or failure of which may cause loss of human life or bodily injury ("Unintended Usage"). Unintended Usage include atomic energy control instruments, airplane or spaceship instruments, transportation instruments, traffic signal instruments, combustion control instruments, medical instruments, all types of safety devices, etc.. Unintended Usage of TOSHIBA products listed in this document shall be made at the customer's own risk.
- The information contained herein is presented only as a guide for the applications of our products. No responsibility is assumed by TOSHIBA CORPORATION for any infringements of intellectual property or other rights of the third parties which may result from its use. No license is granted by implication or otherwise under any intellectual property or other rights of TOSHIBA CORPORATION or others.
- The information contained herein is subject to change without notice.