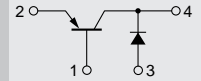


SAH02

Equivalent circuit



Silicon PNP Epitaxial Planar Transistor with Shottky Barrier Diode

Application : Chopper Regulator

■ Absolute maximum ratings (Ta=25°C)

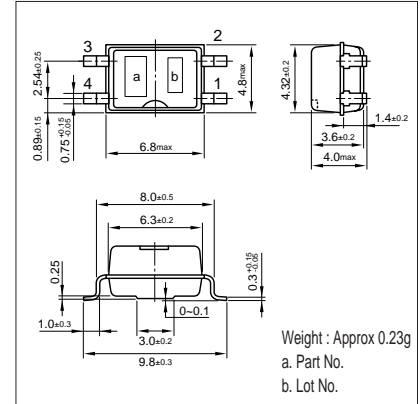
Symbol	Ratings	Unit
V _{CB0}	-30	V
V _{CEO}	-30	V
V _{EBO}	-10	V
I _C	-3	A
I _B	-0.5	A
P _C	800(Ta=25°C)	mW
T _J	125	°C
T _{stg}	-40 to +125	°C

■ Electrical Characteristics (Ta=25°C)

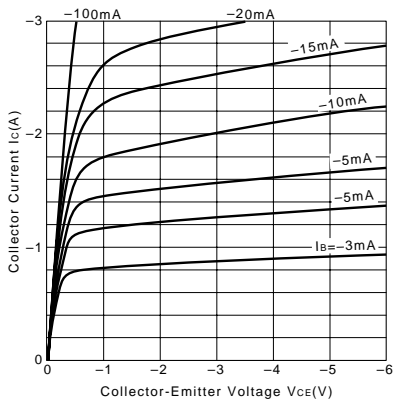
Symbol	Conditions	Ratings	Unit
I _{CB0}	V _{CB} =-30V	-10max	μA
I _{EBO}	V _{EB} =-10V	-10max	μA
V _{(BR)CEO}	I _C =-10mA	-30min	V
h _{FE1}	V _{CE} =-2V, I _C =-1A	100min	
h _{FE2}	V _{CE} =-2V, I _C =-0.5A	150min	
V _{CE(sat)}	I _C =-0.5A, I _B =-20mA	-0.3max	V
f _r	V _{CE} =-12V, I _E =0.3A	100typ	MHz
COB	V _{CB} =-10V, f=1MHz	45typ	pF

V _R	I _R =100μA	30 min	V
V _F	I _F =0.5A	0.55 max	V
t _{rr}	I _F =±100mA	15 typ	ns

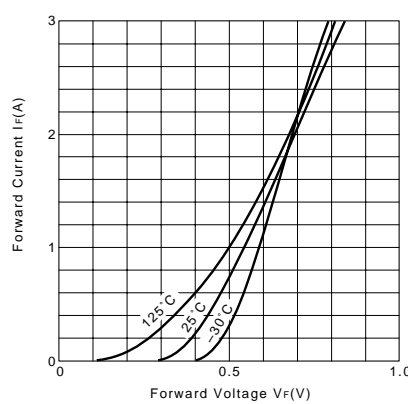
External Dimensions PS Pack



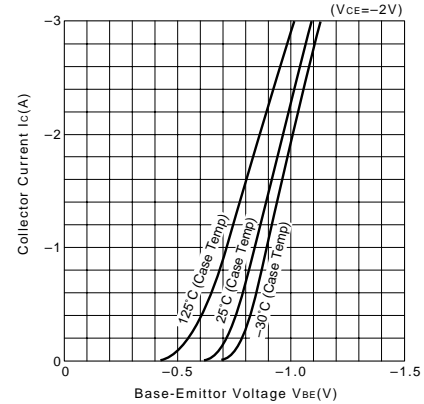
I_C-V_{CE} Characteristics (Typical)



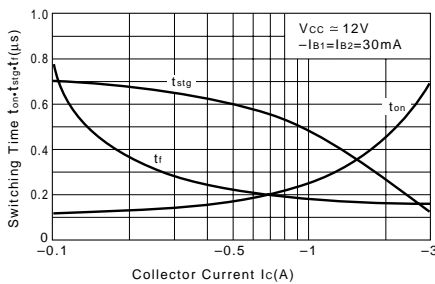
Diode I_F-V_F Characteristics



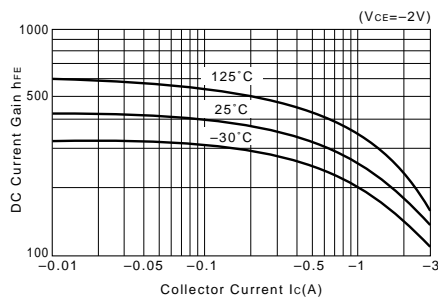
I_C-V_{BE} Temperature Characteristics (Typical)



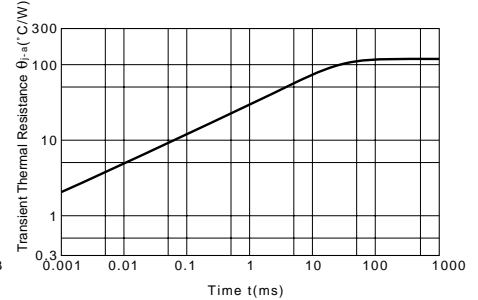
t_{on}•t_{stg}•t_{tr}-I_C Characteristics (Typical)



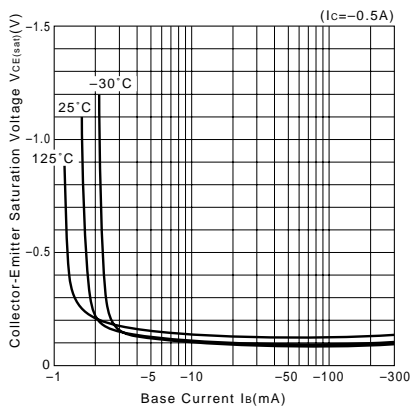
h_{FE}-I_C Temperature Characteristics (Typical)



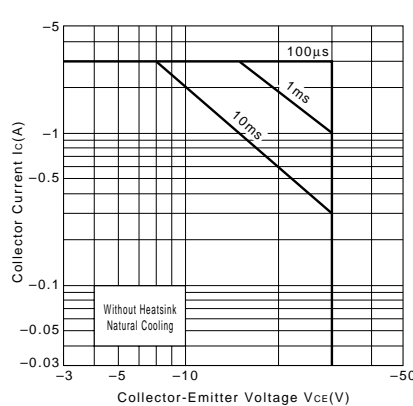
θ_{j-a}-t Characteristics



V_{CE(sat)}-I_B Temperature Characteristics (Typical)



Safe Operating Area (Single Pulse)



P_C-T_a Derating

