

FASTSWITCH HOLLOW-EMITTER NPN TRANSISTOR

- HIGH SWITCHING SPEED NPN POWER TRANSISTOR
- HOLLOW EMITTER TECHNOLOGY
- HIGH VOLTAGE FOR OFF-LINE APPLICATIONS
- 70kHz SWITCHING SPEED
- LOW COST DRIVE CIRCUITS
- LOW DYNAMIC SATURATION

APPLICATIONS

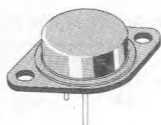
- SMPS

DESCRIPTION

This hollow emitter FASTSWITCH NPN power transistor is specially designed for 220V (and 117V with input doubler) off-line switching power supply

applications. It can also be used for 117V three phase mains off-line switching power supplies. Hollow emitter transistors can operate up to 70kHz with simple drive circuits which helps to simplify designs and improve reliability. The superior switching performance reduces dissipation and consequently lowers the equipment operating temperature. This transistor is suitable for application in half bridge and full bridge high power converters, 1500W to 3000W. When used in conjunction with a low voltage Power MOSFET in emitter switch configuration in fly-back and forward converters, they can operate at up to 100kHz.

This hollow emitter FASTSWITCH transistor is available in the metal can TO-3 package.



TO-3

ABSOLUTE MAXIMUM RATINGS

Symbol	Parameter	SGSF661	Unit
V_{CES}	Collector - Emitter Voltage ($V_{BE} = 0$)	850	V
V_{CEO}	Collector - Emitter Voltage ($I_B = 0$)	400	V
V_{EBO}	Emitter - Base Voltage ($I_C = 0$)	7	V
I_C	Collector Current	30	A
I_{CM}	Collector Peak Current ($t_p < 5ms$)	50	A
I_B	Base Current	16	A
I_{BM}	Base Peak Current ($t_p < 5ms$)	30	A
P_{tot}	Total Dissipation at $T_c \leq 25^\circ C$	250	W
T_{stg}	Storage Temperature - 65 to	175	$^\circ C$
T_j	Junction Temperature	175	$^\circ C$

THERMAL DATA

$R_{thj-case}$	Thermal Resistance Junction-case	Max	0.6	°C/W
----------------	----------------------------------	-----	-----	------

ELECTRICAL CHARACTERISTICS ($T_{case} = 45^{\circ}\text{C}$ unless otherwise specified)

Symbol	Parameter	Test Conditions	Min.	Typ.	Max.	Unit
I_{CES}	Collector Cutoff Current ($V_{BE} = 0$)	$V_{CE} = 700\text{V}$			400	μA
I_{CEO}	Collector Cutoff Current ($I_B = 0$)	$V_{CE} = 380\text{V}$ $V_{CE} = 400\text{V}$			400 4	μA mA
I_{EBO}	Emitter Cutoff Current ($I_C = 0$)	$V_{EB} = 7\text{V}$			2	mA
$V_{CEO(sus)}$ *	Collector Emitter Sustaining Voltage	$I_C = 0.2\text{A}$	400			V
$V_{CE(sat)}$ *	Collector Emitter Saturation Voltage	$I_C = 20\text{A}$ $I_B = 4\text{A}$ $I_C = 11\text{A}$ $I_B = 1.6\text{A}$			1.5 1.5	V
$V_{BE(sat)}$ *	Base Emitter Saturation Voltage	$I_C = 20\text{A}$ $I_B = 4\text{A}$ $I_C = 11\text{A}$ $I_B = 1.6\text{A}$			1.5 1.5	V

RESISTIVE LOAD

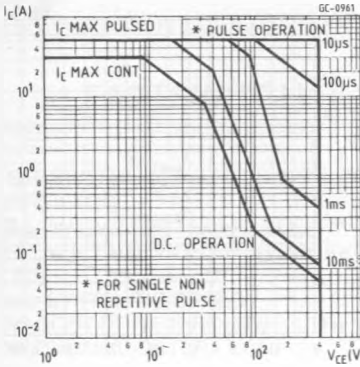
Symbol	Parameter	Test Conditions	Min.	Typ.	Max.	Unit
t_{on}	Turn-on Time	$I_C = 20\text{A}$ $V_{CC} = 250\text{V}$ $I_{B1} = 4\text{A}$ $I_{B2} = -2 I_{B1}$		1	1.7	μs
t_s	Storage Time			1.4	2.3	μs
t_f	Fall Time			0.25	0.5	μs
t_{on}	Turn-on Time	$I_C = 20\text{A}$ $V_{CC} = 250\text{V}$ $I_{B1} = 4\text{A}$ $I_{B2} = -2 I_{B1}$ with Antisaturation Network		1		μs
t_s	Storage Time			1		μs
t_f	Fall Time			0.15		μs
t_{on}	Turn-on Time	$I_C = 20\text{A}$ $V_{CC} = 250\text{V}$ $I_{B1} = 4\text{A}$ $V_{BE(off)} = -5\text{V}$		1		μs
t_s	Storage Time			1		μs
t_f	Fall Time			0.06		μs

INDUCTIVE LOAD

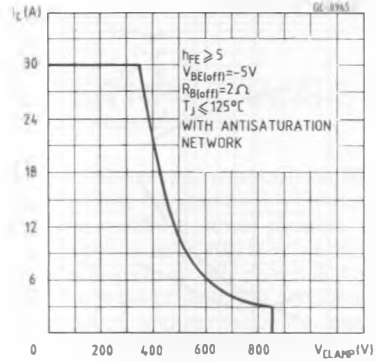
Symbol	Parameter	Test Conditions	Min.	Typ.	Max.	Unit
t_s	Storage Time	$I_C = 20\text{A}$ $h_{FE} = 5$ $V_{CL} = 350\text{V}$ $V_{BE(off)} = -5\text{V}$ $L = 300\mu\text{H}$ $R_{B(off)} = 1\Omega$		1.5	3.2	μs
t_f	Fall Time			0.12	0.25	μs
t_s	Storage Time	$I_C = 20\text{A}$ $n_{FE} = 5$ $V_{CL} = 350\text{V}$ $V_{BE(off)} = -5\text{V}$ $L = 300\mu\text{H}$ $R_{B(off)} = 1\Omega$ $T_C = 100^{\circ}\text{C}$			4.5	μs
t_f	Fall Time				0.35	μs

* Pulsed : Pulse duration = 300 μs , duty cycle = 1.5%

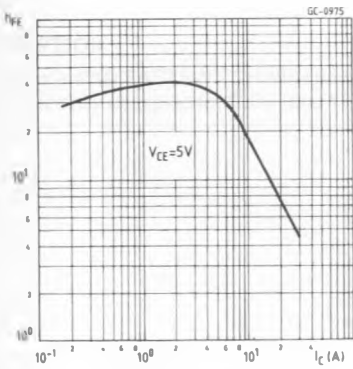
Safe Operating Areas



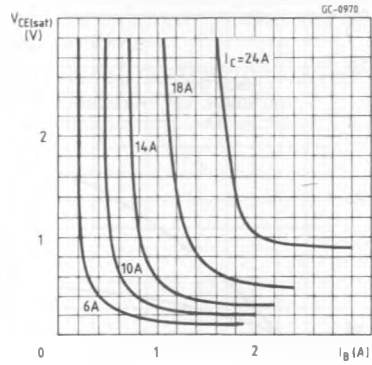
Reverse Biased Safe Operating Area



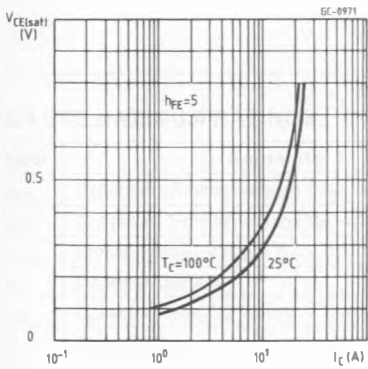
DC Current Gain



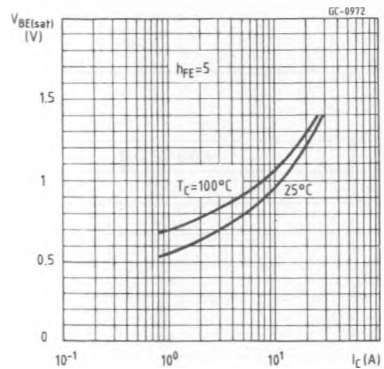
Collector-emitter Saturation Voltage



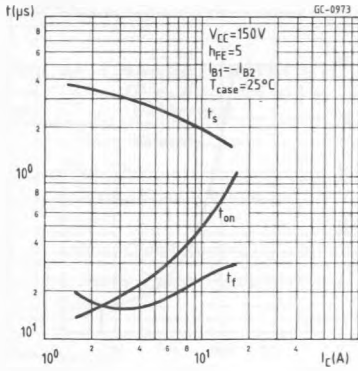
Collector-emitter Saturation Voltage



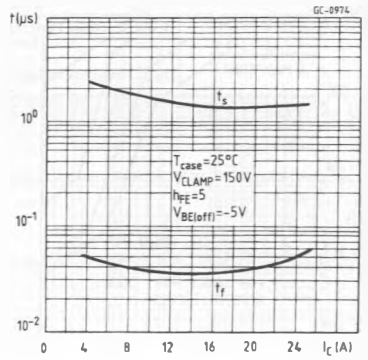
Base-emitter Saturation Voltage



Resistive Load Switching Times



Inductive Load Switching Times



Switching Times Percentance Variation

