

NPN General Purpose Transistor

UMT3904/SST3904/MMST3904/RXT3904/2N3904

●Features

- 1) $BV_{CEO} < 40V$ ($I_c = 1mA$)
- 2) Complements the UMT3906/SST3906/MMST3906/RXT3906/PN3906.

●Package, marking and packaging specifications

Type	UMT3904	SST3904	MMST3904	RXT3904	2N3904
Package	UMT3	SST3	SMT3	MPT3	TO-92
Marking	R1A	R1A	R1A	CD*	—
Code	T106	T116	T146	T100	T93
Basic ordering unit (pieces)	3000	3000	3000	1000	3000

* Indicates lot number.

●Absolute maximum ratings ($T_a = 25^\circ C$)

Parameter	Symbol	Limits	Unit
Collector-base voltage	V_{CB0}	60	V
Collector-emitter voltage	V_{CE0}	40	V
Emitter-base voltage	V_{EB0}	6	V
Collector current	I_c	0.2	A
Collector power dissipation	UMT3904, SST3904, MMST3904	0.2	W *
	SST3904, MMST3904	0.35	
	RXT3904	0.5	
	2N3904	0.625	
Junction temperature	T_j	150	$^\circ C$
Storage temperature	T_{stg}	-55~150	$^\circ C$

* On 7 x 5 x 0.8 mm ceramic board.

●External dimensions (Units : mm)

UMT3904

ROHM : UMT3
EIAJ : SC-70

(1) Emitter
(2) Base
(3) Collector

SST3904

ROHM : SST3

(1) Emitter
(2) Base
(3) Collector

MMST3904

ROHM : SMT3
EIAJ : SC-59

(1) Emitter
(2) Base
(3) Collector

RXT3904

ROHM : MPT3
EIAJ : SC-62

(1) Base
(2) Collector
(3) Emitter

2N3904

ROHM : TO-92
EIAJ : SC-43

(1) Emitter
(2) Base
(3) Collector

●Electrical characteristics ($T_a = 25^\circ C$)

Parameter	Symbol	Min.	Typ.	Max.	Unit	Conditions
Collector-base breakdown voltage	BV_{CBO}	60	—	—	V	$I_c = 10 \mu A$
Collector-emitter breakdown voltage	BV_{CEO}	40	—	—	V	$I_c = 1mA$
Emitter-base breakdown voltage	BV_{EBO}	6	—	—	V	$I_e = 10 \mu A$
Collector cutoff current	I_{CES}	—	—	50	nA	$V_{CB} = 30V$
Emitter cutoff current	I_{EBO}	—	—	50	nA	$V_{EB} = 3V$
Collector-emitter saturation voltage	$V_{CE(sat)}$	—	—	0.2	V	$I_c/I_e = 10mA/1mA$
		—	—	0.3		$I_c/I_e = 50mA/5mA$
Base-emitter saturation voltage	$V_{BE(sat)}$	0.65	—	0.65	V	$I_c/I_e = 10mA/1mA$
		—	—	0.95		$I_c/I_e = 50mA/5mA$
DC current transfer ratio	h_{FE}	40	—	—	—	$V_{CE} = 1V, I_c = 0.1mA$
		70	—	—		$V_{CE} = 1V, I_c = 1mA$
		100	—	300		$V_{CE} = 1V, I_c = 10mA$
		60	—	—		$V_{CE} = 1V, I_c = 50mA$
		30	—	—		$V_{CE} = 1V, I_c = 100mA$
Transition frequency	f_T	300	—	—	MHz	$V_{CE} = 20V, I_c = -10mA, f = 100MHz$
Output capacitance	C_{ob}	—	—	4	pF	$V_{CB} = 10V, f = 100kHz$
Emitter input capacitance	C_{ib}	—	—	8	pF	$V_{CB} = 0.5V, f = 100kHz$
Delay time	t_d	—	—	35	ns	$V_{CC} = 3V, V_{BE(OFF)} = 0.5V, I_c = 10mA, I_{B1} = 1mA$
Rise time	t_r	—	—	35	ns	$V_{CC} = 3V, V_{BE(OFF)} = 0.5V, I_c = 10mA, I_{B1} = 1mA$
Storage time	t_{stg}	—	—	200	ns	$V_{CC} = 3V, I_c = 10mA, I_{B1} = -I_{B2} = 1mA$
Fall time	t_f	—	—	50	ns	$V_{CC} = 3V, I_c = 10mA, I_{B1} = -I_{B2} = 1mA$

(SPEC-C37)

● Electrical characteristic curves

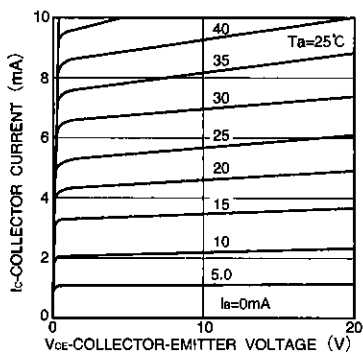


Fig.1 Grounded emitter output characteristics

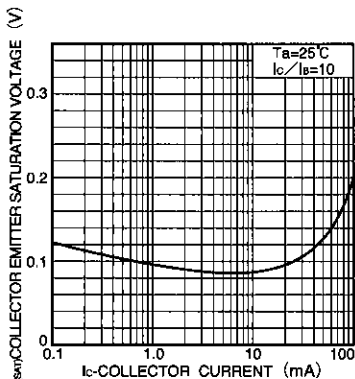


Fig.2 Collector-emitter saturation voltage vs. collector current

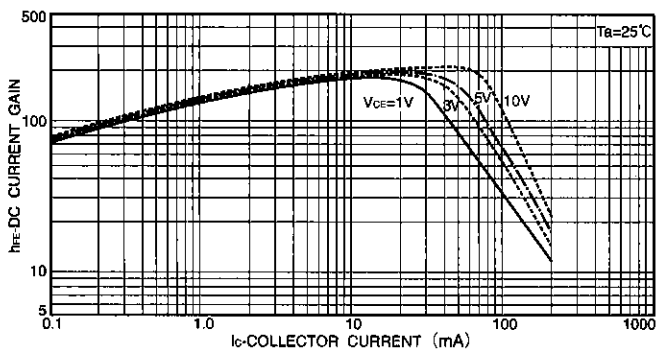


Fig.3 DC current gain vs. collector current (I)

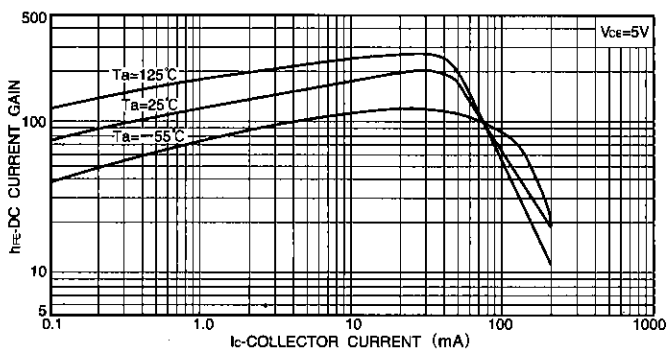


Fig.4 DC current gain vs. collector current (I)

USA & European specification models

● Electrical characteristic curves

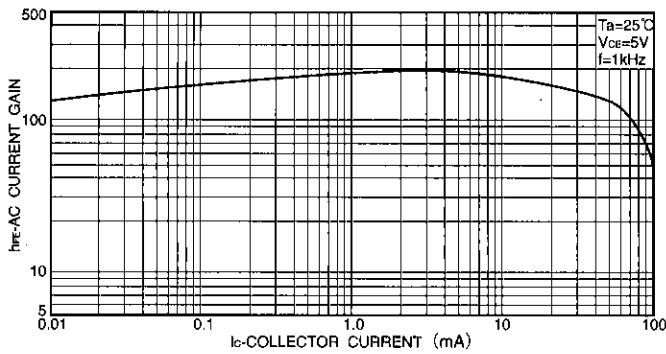


Fig.5 AC current gain vs. collector current

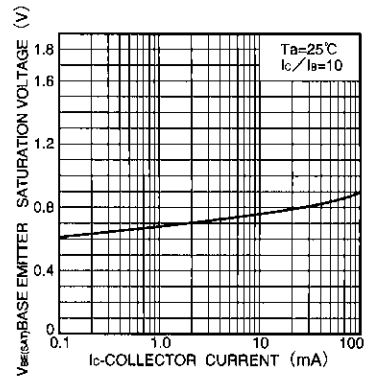


Fig.6 Base-emitter saturation voltage vs. collector current

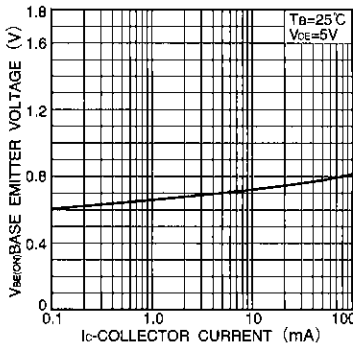


Fig.7 Grounded emitter propagation characteristics

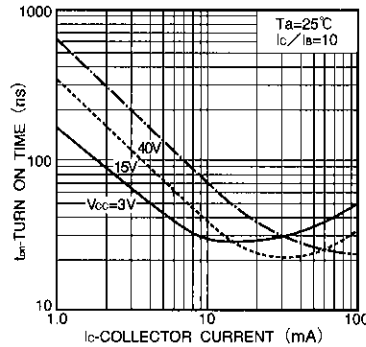


Fig.8 Turn-on time vs. collector current

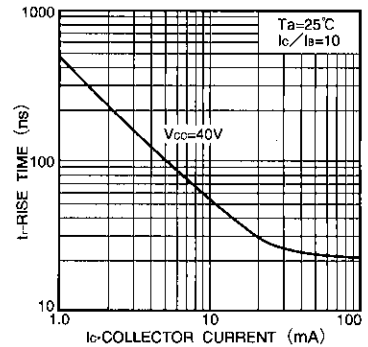


Fig.9 Rise time vs. collector current

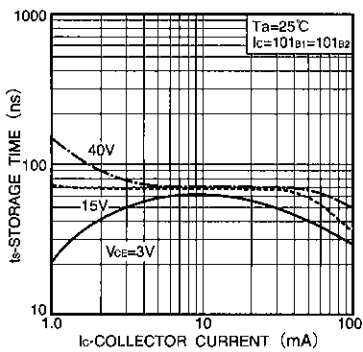


Fig.10 Storage time vs. collector current

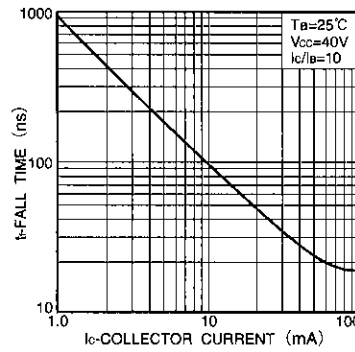


Fig.11 Fall time vs. collector current

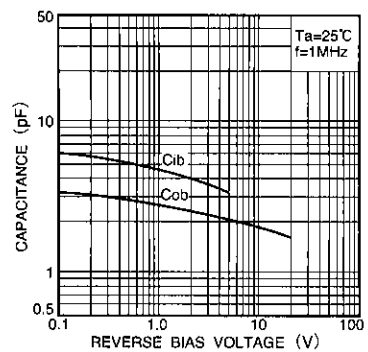


Fig.12 Input/output capacitance vs. voltage

● Electrical characteristic curves

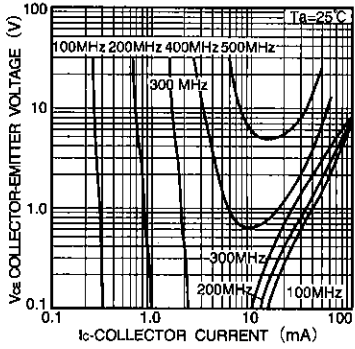


Fig. 13 Gain bandwidth product

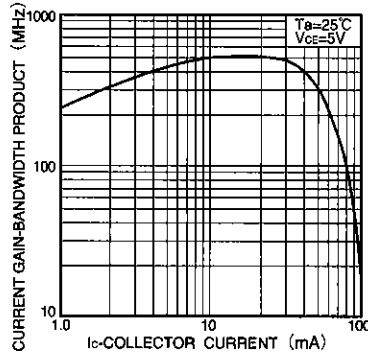


Fig. 14 Gain bandwidth product vs. collector current

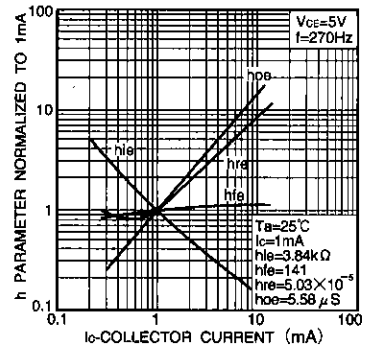


Fig. 15 h value vs. collector current

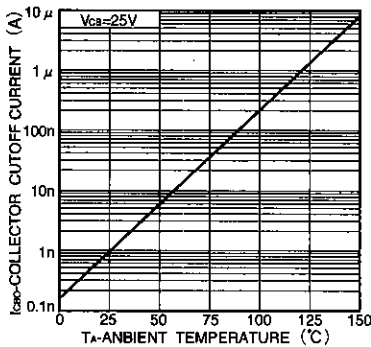


Fig. 16 Noise characteristics (I)

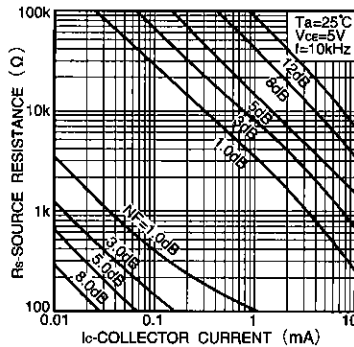


Fig. 17 Noise characteristics (II)

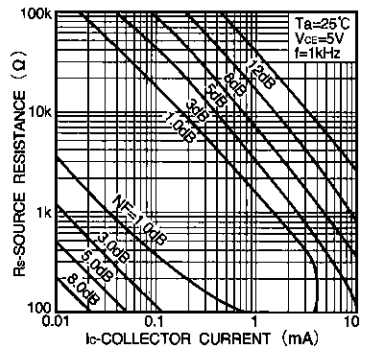


Fig. 19 Noise characteristics (III)

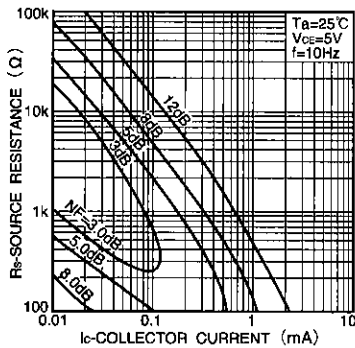


Fig. 20 Noise characteristics (IV)

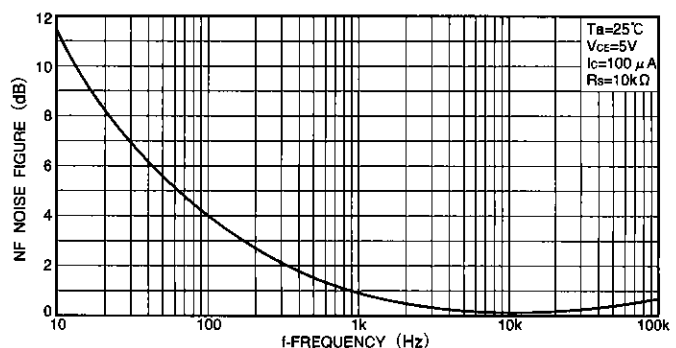


Fig. 18 Noise vs. collector current

USA & European specification models

Notes

- The contents described in this catalogue are correct as of March 1997.
- No unauthorized transmission or reproduction of this book, either in whole or in part, is permitted.
- The contents of this book are subject to change without notice. Always verify before use that the contents are the latest specifications. If, by any chance, a defect should arise in the equipment as a result of use without verification of the specifications, ROHM CO., LTD., can bear no responsibility whatsoever.
- Application circuit diagrams and circuit constants contained in this data book are shown as examples of standard use and operation. When designing for mass production, please pay careful attention to peripheral conditions.
- Any and all data, including, but not limited to application circuit diagrams, information, and various data, described in this catalogue are intended only as illustrations of such devices and not as the specifications for such devices. ROHM CO., LTD., disclaims any warranty that any use of such device shall be free from infringement of any third party's intellectual property rights or other proprietary rights, and further, assumes absolutely no liability in the event of any such infringement, or arising from or connected with or related to the use of such devices.
- Upon the sale of any such devices; other than for the buyer's right to use such devices itself, resell or otherwise dispose of the same; no express or implied right or license to practice or commercially exploit any intellectual property rights or other proprietary rights owned or controlled by ROHM CO., LTD., is granted to any such buyer.

The products listed in this catalogue are designed to be used with ordinary electronic equipment or devices (such as audio-visual equipment, office-automation equipment, communications devices, electrical appliances, and electronic toys). Should you intend to use these products with equipment or devices which require an extremely high level of reliability and the malfunction of which would directly endanger human life (such as medical instruments, transportation equipment, aerospace machinery, nuclear-reactor controllers, fuel controllers, or other safety devices) please be sure to consult with our sales representatives in advance.

- Notes when exporting
 - It is essential to obtain export permission when exporting any of the above products when it falls under the category of strategic material (or labor) as determined by foreign exchange or foreign trade control laws.
 - Please be sure to consult with our sales representatives to ascertain whether any product is classified as a strategic material.